

**Vol. 4 of 5**

**EP-457/2013/D**

**Central Kowloon Route**

**Yau Ma Tei West**

**Contract No. HY/2014/20**

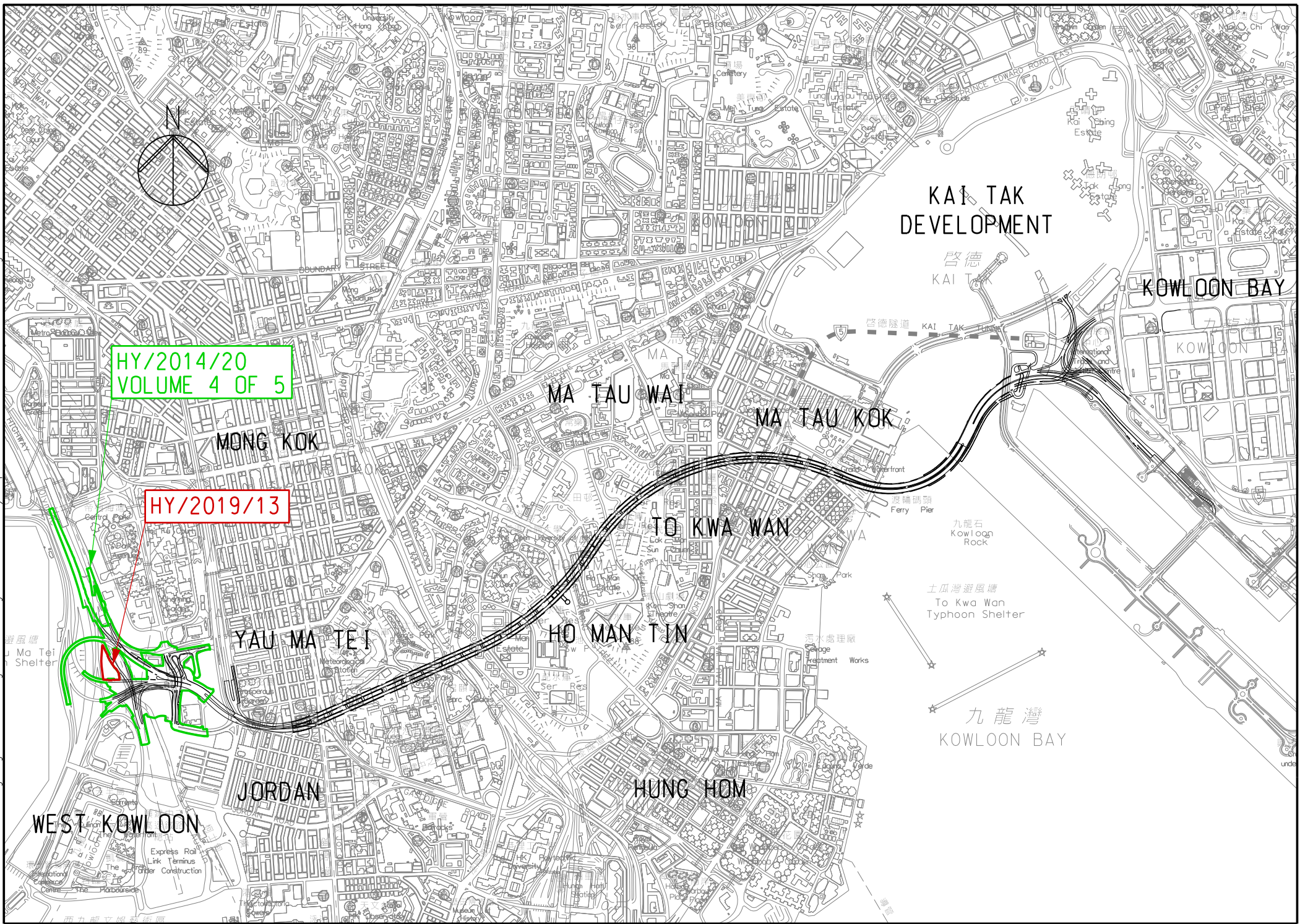
**&**

**Buildings, Electrical and  
Mechanical Works**

**Contract No. HY/2019/13**

**(Yau Ma Tei West area)**

**June 2023**



HY/2014/20  
VOLUME 4 OF 5

HY/2019/13

KAI TAK  
DEVELOPMENT

KOWLOON BAY

MA TAU WAT

MA TAU KOK

MONG KOK

TO KWA WAN

HO MAN TIN

YAU MA TEI

JORDAN

HUNG HOM

WEST KOWLOON

九龍灣  
KOWLOON BAY

土瓜灣避風塘  
To Kwa Wan  
Typhoon Shelter

污水處理廠  
Waste Water  
Treatment Works

渡輪碼頭  
Ferry Pier

九龍石  
Kowloon  
Rock



**Central Kowloon Route**  
**Yau Ma Tei West**  
**Contract No. HY/2014/20**

## Environmental Permit No. EP-457/2013/D

### Central Kowloon Route

### Independent Environmental Checker Verification

<b>Works Contract:</b>	Yau Ma Tei West (HY/2014/20)
------------------------	------------------------------


#### Reference Document/Plan

Document/ <del>Plan</del> to be <del>Certified</del> / Verified:	Monthly EM&A Report No.53 (June 2023)
Date of Report:	11 July 2023 (Rev. 1)
Date received by IEC:	11 July 2023

#### Reference EP Condition

Environmental Permit Condition:	3.4
Submission of Monthly EM&A Report of the Project	
3.4 Four hard copies and one electronic copy of monthly EM&A Report shall be submitted to the Director within 2 weeks after the end of each reporting month throughout the entire construction period. The EM&A Reports shall include a summary of all non-compliance. The submissions shall be certified by the ET Leader and verified by the IEC as complying with the requirements as set out in the EM&A Manual before submission to the Director. Additional copies of the submission shall be provided to the Director upon request by the Director.	

#### IEC Verification

I hereby verify that the above referenced document/ <del>plan</del> complies with the above referenced condition of EP-457/2013/D.	
	
Ms Mandy To	Date: 11 July 2023
Independent Environmental Checker	

## Build King – SK ecoplant Joint Venture

Central Kowloon Route Contract HY/2014/20




Section of Yau Ma Tei West Section

Monthly EM&A Report No. 53

(Period from 1 to 30 June 2023)

Rev. 1

(11 July 2023)

	<b>Name</b>	<b>Signature</b>
Prepared by	Kako H.L. Ho (Assistant Environmental Consultant)	
Checked & Reviewed by	Y.H. LAW (Senior Environmental Consultant)	
Approved & Certified by	Kevin W. M. Li (Environmental Team Leader)	

## TABLE OF CONTENTS

### EXECUTIVE SUMMARY

<b>1. BASIC PROJECT INFORMATION .....</b>	<b>7</b>
<b>2. ENVIRONMENTAL STATUS.....</b>	<b>12</b>
<b>3. MONITORING RESULTS.....</b>	<b>14</b>
<b>4. SUMMARY OF COMPLAINTS, NOTIFICATION OF SUMMONS AND PROSECUTIONS.....</b>	<b>22</b>
<b>5. EM&amp;A SITE INSPECTION.....</b>	<b>24</b>
<b>6. FUTURE KEY ISSUES.....</b>	<b>25</b>
<b>7. CONCLUSION AND RECOMMENDATIONS.....</b>	<b>26</b>

## **LIST OF APPENDICES**

- A. Alignment and Works Area for the Contract No. HY/2014/20
- B. Construction Programme
- C. Project Organization Chart
- D. Dust Event-Action Plan (EAP)
- E. Noise Event-Action Plan (EAP)
- F. Environmental Mitigation Implementation Schedule (EMIS)
- G. Monitoring Schedules of the Reporting Month
- H. Calibration Certificate (Air Monitoring)
- I. Calibration Certificate (Noise)
- J. The Certification of Laboratory with HOKLAS Accredited Analytical Tests
- K. Location Plan of Noise and Air Quality Monitoring Station
- L. Monitoring Data (Air Monitoring)
- M. Monitoring Data (Noise)
- N. Waste Flow Table
- O. Statistics on Complaint, Notifications of Summons and Successful Prosecutions
- P. Monitoring Schedule of the Coming Month

## EXECUTIVE SUMMARY

- A.1 Build King – SK ecoplant Joint Venture (“Contractor”) commenced the construction works of Highway Department (HyD) Central Kowloon Route Contract No. HY/2014/20 – Section of Yau Ma Tei West (“The Project”) on 12 February 2019. This is the 53<sup>rd</sup> monthly Environmental Monitoring and Audit (EM&A) report presenting the EM&A works carried out during the period from 1 June 2023 to 30 June 2023.
- A.2 A summary of the construction works reported by Main Contractor for the Project during the reporting month is listed below.

---

### Construction Activities undertaken

---

- Pre-drilling Works at Portion 1B and 1D
- Socket H-Pile (Landscaped Deck and Bridges) at Portion 1B and 1D
- Noise Barrier C02, C03 & S01 (along Lin Cheung Road) at Portion 1E
- Bridge Deck Construction at Bridge C Deck 3 and Bridge B Deck 2 in Portion 1E and 1B
- Bridge Deck Construction at Bridge C2 Deck 4 in Portion 1B
- Bridge Deck Construction at Bridge B2 Deck 3 in Portion 1B
- Vent Adit Ch 60~90 at Zone 2 in Portion 1E
- Road D Structure II Construction in Portion 1E
- Vent. Adit Ch 175~240 at Zone 4B, 4C and A1 at Portion 1E
- Parapet Wall Construction at Bridge G in Portion 1B
- Abutment Wall Construction at Slip Road E in Portion 1B
- Slip Road E including Construction of New U-trough in Portion 1A
- Subway Construction at Portion 1B
- Pile Cap, Pier and Upstand Wall at Segments 1 & 2 including B2P4 & C2P5 in Portion 1B
- Pile Cap, Pier and Upstand Wall at Segment 3 including B2P5 & C2P6 in Portion 1D
- Tunnel Drencher Pump Room & Water Tank (Segment 1-2) and Tunnel Electrical Room (Segment 3) in Portion 1B
- Road slab, Upstand Wall & Column at Segment 4 in Portion 1D
- Landscaped Construction at Segment 10 in Portion 1F
- Landscaped Construction at Segment 11 in Portion 1F
- Vent Adit and Road Slab at Segment 12 in Portion 1F
- Reinforced Concrete Works for Escape Route 1 and 2 in Portion 1F
- Pile Cap, Wall and Column Construction along Hoi Wang Road (Segments 5, 6, 7, 8 and 9) at Portion 1D
- Landscaped Deck Construction at Segments 6 in Portion 1D

- A.3 A summary of regular construction noise and construction dust monitoring activities in this reporting period is listed below:



**Regular construction noise monitoring during normal working hours**

W-N1A, W-P11, W-N18, W-N25A 5 times

**Construction dust (24-hour TSP) monitoring**

W-A1 5 times

W-A6 5 times

**Construction dust (1-hour TSP) monitoring**

W-A1, W-A6 15 times

- A.4 Bi-weekly inspection of the implementation of landscape and visual mitigation measures was conducted on 1, 15 and 29 June 2023. Details of the audit findings and implementation status are presented in Section 5.
- A.5 Joint weekly site inspections were conducted by representatives of the Contractor, Engineer and Contractor's ET on 1, 8, 15, 23 and 29 June 2023. A joint site inspection with IEC was undertaken on 23 June 2023. Details of the audit findings and implementation status are presented in Section 5.
- A.6 Details of waste management are presented in Section 3.
- A.7 No exceedance of the Action and Limit levels of 1 hour TSP, 24 hours TSP and construction noise monitoring was recorded during the reporting month.
- A.8 No non-compliance was reported in the reporting month.
- A.9 No notification of summon or prosecution was received in this reporting period.
- A.10 A summary of the construction activities provided by Main Contractor in the next reporting month is listed below:

---

**Construction Activities to be undertaken**

---

- Remaining Socket H-Pile at Segments 5, 8b and 9 at Portion 1B and 1D
  - Construction of Noise Barrier S01 (along Lin Cheung Road) West Side at Portion 1E
  - Noise Barrier C02 Panel and Road works at Portion 1E
  - Bridge Deck Construction at Bridge C2 (Deck 4) and B2 (Deck 3) in Portio 1E and 1B
  - Reinforced Concrete works at Vent Adit Ch 60~90 at Zone 2 in Portion 1E
  - Road D Structure II Construction at Portion 1E
  - Excavation and Lateral Support and Excavation Works at Vent. Adit Ch 175~240 at Zone 4C and A1 at Portion 1E
  - Parapet Wall Construction at Bridge G in Portion 1B
  - Abutment Wall Construction and Backfilling at Slip Road E in Portion 1A and 1B
  - Slip Road E Construction at Portion 1A
  - Reinforced Concrete Works for Escape Route Staircase No. 1 to 2 at Portion 1F and 10
  - Excavation and Lateral Support and Excavation Works prior to Subway Construction at Portion 1B
-

---

### **Construction Activities to be undertaken**

---

- Pile Cap, Road Slab, Upstand Wall and Column Construction at Segment 1 to 4 including Tunnel Drencher Pump Room & Water Tank and Tunnel Electrical Room in Portion 1B and 1D
  - Remaining Column and Landscaped Deck Construction at Segment 10 at segment 1F
  - Preparation for Sump Pit and Emergency Access Road construction at Segment 10 in Portion 1F
  - Landscaped Deck Construction at Segment 11 at Portion 1F
  - Reinforced Concrete Works for Vent. Adit at Segment 12 Ch 410~465 in Portion 1F
  - Underground Utilities Diversion & Protection Measure prior at Segment 5, 8 and 9 in Portion 1D
  - Ground Beam, Parapet Wall and Column construction at Segment 5 in Portion 1D
  - Landscaped Deck Construction at Segment 6 (Pre-stressing & Grouting) in Portion 1D
-

## 1. BASIC PROJECT INFORMATION

- 1.1. Central Kowloon Route (CKR) is a 4.7 km long dual 3-lane trunk road in Central Kowloon linking Yau Ma Tei Interchange in West Kowloon with the road network on Kai Tak Development and Kowloon Bay in East Kowloon.
- 1.2. The Central Kowloon Route – Design and Construction Environmental Impact Assessment Report (Register No.: AEIAR-171/2013) was approved with conditions by the Environmental Protection Department (EPD) on 11 July 2013. An Environmental Permit (EP 457/2013) was issued on 9 December 2013. Variations of EP (VEP) was subsequently applied for and the latest EP (EP-457/2013/D) was issued by EPD on 15 June 2021.
- 1.3. The construction of the CKR had been divided into different sections. This Contract No. HY/2014/20 – Section of Yau Ma Tei West (YMTW) covers part of the construction activities located at Yau Ma Tei under the EP which includes:
  - Section of Yau Ma Tei West
    - i. Construction of an approximately 250m long Depressed Road at the western tunnel portal of CKR;
    - ii. Construction of a Landscaped Deck structure above the western tunnel portal and Hoi Wang Road, including the associated civil engineering provisions and coordination with CKR-RMW contractor in respect of the remaining works for the Landscaped Deck;
    - iii. Construction of an underground Ventilation Adit connecting the tunnel ventilation system with the Yau Ma Tei Ventilation Building;
    - iv. Construction of approach roads and slip roads, including bridges and other associated structures, connecting CKR with the existing road networks:
      - Bridge B
      - Bridge C
      - Bridge D
      - Bridge G
      - Road D Structure
      - Box Structure E
      - Diversion of a section of existing drainage box culvert of approximately 215m in length;
    - v. Design and construction of the noise mitigation measures at Slip Roads A, C2, D, E, G, Hoi Wang Road, Lai Cheung Road and Lin Cheung Road;
    - vi. Design and construction of Smoke Ventilation System including Smoke Ventilator System including Smoke Ventilator System, Linear Heat Detection System, Pneumatic Air Supply System, the associated plant rooms, control system and power supply system for part of the Landscaped Deck;
    - vii. Design and construction of the façade system of the Landscaped Deck;
    - viii. Design and construction of lifts at the Landscaped Deck;

- ix. Associated roadworks, footpath, drainage, sewerage, watermains, street lighting, traffic aids, landscaping, electrical and mechanical works, instrument monitoring works and utility diversion works;
- x. Construction of civil engineering provisions and coordination with future tunnel E&M and TCSS contractor for installation of tunnel E&M and TCSS equipment;

The alignment and works area for the Contract No. HY/2014/20 – are shown in Appendix A.

- 1.4. A summary of the major construction activities undertaken in this reporting period is shown in Table 1.1. The construction programme is presented in Appendix B.

Table 1.1 Summary of the construction activities reported by Main Contractor during the Reporting Month.

---

**Construction Activities undertaken**

---

- Pre-drilling Works at Portion 1B and 1D
  - Socket H-Pile (Landscaped Deck and Bridges) at Portion 1B and 1D
  - Noise Barrier C02, C03 & S01 (along Lin Cheung Road) at Portion 1E
  - Bridge Deck Construction at Bridge C Deck 3 and Bridge B Deck 2 in Portion 1E and 1B
  - Bridge Deck Construction at Bridge C2 Deck 4 in Portion 1B
  - Bridge Deck Construction at Bridge B2 Deck 3 in Portion 1B
  - Vent Adit Ch 60~90 at Zone 2 in Portion 1E
  - Road D Structure II Construction in Portion 1E
  - Vent. Adit Ch 175~240 at Zone 4B, 4C and A1 at Portion 1E
  - Parapet Wall Construction at Bridge G in Portion 1B
  - Abutment Wall Construction at Slip Road E in Portion 1B
  - Slip Road E including Construction of New U-trough in Portion 1A
  - Subway Construction at Portion 1B
  - Pile Cap, Pier and Upstand Wall at Segments 1 & 2 including B2P4 & C2P5 in Portion 1B
  - Pile Cap, Pier and Upstand Wall at Segment 3 including B2P5 & C2P6 in Portion 1D
  - Tunnel Drencher Pump Room & Water Tank (Segment 1-2) and Tunnel Electrical Room (Segment 3) in Portion 1B
  - Road slab, Upstand Wall & Column at Segment 4 in Portion 1D
  - Landscaped Construction at Segment 10 in Portion 1F
  - Landscaped Construction at Segment 11 in Portion 1F
  - Vent Adit and Road Slab at Segment 12 in Portion 1F
  - Reinforced Concrete Works for Escape Route 1 and 2 in Portion 1F
  - Pile Cap, Wall and Column Construction along Hoi Wang Road (Segments 5, 6, 7, 8 and 9) at Portion 1D
  - Landscaped Deck Construction at Segments 6 in Portion 1D
-

- 1.5. The project organisational chart specifying management structure and contact details are shown in Appendix C.
- 1.6. A summary of the valid permits, licences, and /or notifications on environmental protection for this Project is presented in Table 1.2

Table 1.2 Summary of the Status of Valid Environmental Licence  
Notification, Permit and Documentations

Permit/ Licences/ Notification /Reference No.	Valid Period		Status	Remark
	From	To		
<b>Environmental Permit</b>				
EP-457/2013/D	15 Jun 2021	End of Project	Valid	-
<b>Wastewater Discharge License</b>				
WT00033736-2019	1 May 2020	31 May 2024	Valid	-
<b>Notification of Construction Works under the Air Pollution Control (Construction Dust) Regulation</b>				
438845	31 Oct 2018	End of Project	Notified	-
<b>Chemical Waste Producer Registration</b>				
WPN5213-229-B2527-02	31 Oct 2018	End of Project	Valid	-
<b>Billing Account for Disposal of Construction Waste</b>				
7032430	2 Nov 2018	End of Project	Valid	-
<b>Disposal of Special Waste at Landfills Admission Ticket</b>				
Nil	-	-	-	-
<b>Collection of Public Fill at Public Fill</b>				
TM38-HY/2014/20-03	1 Jan 2023	30 Jun 2023	Expired during reporting month	-
<b>Construction Noise Permit</b>				
GW-RE0278-23	15 Mar 2023	14 Jun 2023	Superseded by GW-RE0585-23	General Site Activities
GW-RE0585-23	15 Jun 2023	14 Sep 2023	Valid	
GW-RE0329-23	30 Apr 2023	18 Jun 2023	Expired during reporting month	Road Marking Works at West Kowloon Highway Slip Road
GW-RE0331-23	29 Apr 2023	11 Jun 2023	Expired during reporting month	Resurfacing Works at West Kowloon Highway Slip Road
GW-RE0451-23	15 May 2023	19 Jul 2023	Valid	Portal Frame Removal at Lin Cheung Road Northbound
GW-RE0483-23	5 May 2023	10 Jun 2023	Expired during reporting month	Sign Gantry Modification at Hoi Wang Road Southbound near Hoi Ting Road
GW-RE0489-23	5 May 2023	10 Jun 2023	Expired during reporting month	Sign Gantry Modification at Hoi Wang Road Southbound near Jordan Road

<b>Permit/ Licences/</b>	<b>Valid Period</b>		<b>Status</b>	<b>Remark</b>
GW-RE0607-23	17 Jun 2023	29 Jul 2023	Valid	Roading Marking for Hoi Wang Road Realignment (Phase 3)

## 2. ENVIRONMENTAL STATUS

2.1. Environmental permit (EP) conditions under the EIAO, submission status under the EP and implementation status of mitigation measures had been reviewed and implemented on schedule. The status of required submissions under the EP (EP-457/2013/D) as of the reporting period for the Project are summarised in Table 2.1.

Table 2.1 Summary of Status of Required Submission for EP-457/2013/D for the Project

EP Condition (EP-457/2013/D)	Submission	Submission date
Condition 3.4	Monthly EM&A Report (May 2023)	14 June 2023

2.2. Details of the major construction activities undertaken in this reporting period are shown in Table 2.2.

Table 2.2 Summary of the Construction Activities Undertaken during the Reporting Month.

Construction activities undertaken	Remarks on progress
• Pre-drilling Works at Portion 1B and 1D	•99% completion
• Socket H-Pile (Landscaped Deck and Bridges) at Portion 1B and 1D	•96% completion
• Noise Barrier C02, C03 & S01 (along Lin Cheung Road) at Portion 1E	•95% completion
• Bridge Deck Construction at Bridge C Deck 3 and Bridge B Deck 2 in Portion 1E and 1B	•55% completion
• Bridge Deck Construction at Bridge C2 Deck 4 in Portion 1B	•80% completion
• Bridge Deck Construction at Bridge B2 Deck 3 in Portion 1B	•40% completion
• Vent Adit Ch 60~90 at Zone 2 in Portion 1E	•25% completion
• Road D Structure II Construction in Portion 1E	•70% completion
• Vent. Adit Ch 175~240 at Zone 4B, 4C and A1 at Portion 1E	•35% completion
• Parapet Wall Construction at Bridge G in Portion 1B	•95% completion
• Abutment Wall Construction at Slip Road E in Portion 1B	•82% completion
• Slip Road E including Construction of New U-trough in Portion 1A	• 30% completion
• Subway Construction at Portion 1B	• 12% completion
• Pile Cap, Pier and Upstand Wall at Segments 1 & 2 including B2P4 & C2P5 in Portion 1B	• 40% completion
• Pile Cap, Pier and Upstand Wall at Segment 3 including B2P5 & C2P6 in Portion 1D	• 50% completion
• Tunnel Drencher Pump Room & Water Tank (Segment 1-2) and Tunnel Electrical Room (Segment 3) in Portion 1B	• 10% completion



<b>Construction activities undertaken</b>	<b>Remarks on progress</b>
• Road slab, Upstand Wall & Column at Segment 4 in Portion 1D	• 70% completion
• Landscaped Construction at Segment 10 in Portion 1F	• 15% completion
• Landscaped Construction at Segment 11 in Portion 1F	• 40% completion
• Vent Adit and Road Slab at Segment 12 in Portion 1F	• 65% completion
• Reinforced Concrete Works for Escape Route 1 and 2 in Portion 1F	• 25% completion
• Pile Cap, Wall and Column Construction along Hoi Wang Road (Segments 5, 6, 7, 8 and 9) at Portion 1D	• 90% completion
• Landscaped Deck Construction at Segments 6 in Portion 1D	• 95% completion

2.3. The drawing showing the project layout and the location of the monitoring station and environmental sensitive receivers are attached in Appendix A and Appendix K. Co-ordinates of the monitoring location are shown in Table 2.3.

Table 2.3 Summary of the location of the monitoring stations

<b>Monitoring Location</b>	<b>Location ID</b>	<b>Latitude</b>	<b>Longitude</b>
Yau Ma Tei Catholic Primary School (Hoi Wang Road)*	W-A1/ W-N1A	22.31345	114.16409
Man Cheong Building	W-A6	22.308185	114.166033
Hydan Place	W-N18	22.30858	114.170185
Prosperous Garden Block 1	W-N25A	22.309846	114.168072
The Coronation Tower 1	W-P11	22.309824	114.165616

Remark: \*The High Volume Sampler (HVS) at dust impact monitoring location W-A1 had been relocated on 6 Sep 2022 due to installation work of PV panel at Yau Ma Tei Catholic Primary School. The relocation of HVS was approved by ER and agreed with IEC.

### **3. MONITORING RESULTS**

#### **3.1. Monitoring Parameters**

##### **Air Quality**

- 3.1.1. The impact monitoring had been carried out in accordance with section 5.8 of the approved EM&A Manual to determine the 1-hour and 24-hour total suspended particulates (TSP) levels at the monitoring locations in the reporting month.
- 3.1.2. The sampling frequency of at least once in every 6 days, shall be strictly observed at the monitoring stations for 24-hour TSP monitoring. For 1-hour TSP monitoring, the sampling frequency of at least 3 times in every 6 days should be undertaken when the highest dust impact occurs.
- 3.1.3. General meteorological conditions (wind speed, direction and precipitation) and notes regarding any significant adjacent dust producing sources had also been recorded throughout the impact monitoring period.

##### **Noise**

- 3.1.4. Construction noise level shall be measured in terms of the A-weighted equivalent continuous sound pressure level ( $L_{eq}$ ).  $L_{eq}$  (30min) shall be used as the monitoring parameter for the time period between 0700 and 1900 hours on normal weekdays.
- 3.1.5. For all other time periods,  $L_{eq}$  (5min) shall be employed for comparison with the Noise Control Ordinance (NCO) criteria.
- 3.1.6. As supplementary information for data auditing, statistical results such as  $L_{10}$  and  $L_{90}$  shall also be obtained for reference.

#### **3.2. Monitoring Equipment**

##### **Air Quality**

- 3.2.1. 1-hour TSP levels and 24-hour TSP had been measured with direct reading dust meter and High Volume Samplers respectively. It has been demonstrated its capability in achieving comparable results with high volume sampling method as set out in the Title 40 of the Code of Federal Regulations, Chapter 1 (Part 50).
- 3.2.2. The 1-hour TSP meter was calibrated by the manufacturer prior to purchasing. Zero response of the instrument was checked before and after each monitoring event. Operation of the 1-hour TSP meter followed manufacturer's Operation and Service Manual. The 24-hour TSP meter was calibrated against firmware 80570-8100-V1.0.4, annually. Operation of the 24-hour TSP meter followed manufacturer's Operation and Service Manual. Valid calibration certificates of dust monitoring equipment are attached in Appendix H.
- 3.2.3. A summary of the equipment that was deployed for the 24-hour averaged monitoring is shown in Table 3.1. The TSP monitoring was conducted as per the schedule presented in Appendix G.

- 3.2.4. The equipment used for 1-hour TSP and 24-hour TSP measurement and calibration are summarised in Table 3.1

Table 3.1 Construction Dust Monitoring Equipment

Monitoring Parameter	Monitoring Equipment	Serial Number	Date of Calibration
1-hour TSP	LD-5R Digital Dust Indicator	0Z4545	1 Mar 2023
	LD-5R Digital Dust Indicator	992820	1 Mar 2023
	PC-3A(E) Digital Dust Indicator	JC2002225	9 Oct 2022
	PC-3A(E) Digital Dust Indicator	JC2110287	9 Oct 2022
24-hour TSP	TE-5170X High Volume Sampler	1084	5 Jun 2023 and 19 Jun 2023
	TE-5170X High Volume Sampler	1050	5 Jun 2023 and 19 Jun 2023
	TE-5028A Calibration Kit	3702	31 Mar 2023

### Noise

- 3.2.5. Sound level meter in compliance with the International Electrotechnical Commission Publications 651: 1979 (Type 1) and 804: 1985 (Type 1) specifications has been used for carrying out the noise monitoring. The sound level meter has been checked using an acoustic calibrator. The wind speed and other metrological data has been recorded from Hong Kong Observatory- King’s Park meteorological station, along with portable wind speed meter stand by as back up when the information are not available from HKO.
- 3.2.6. Acoustic calibrators and sound level meters using for the monitoring is within the valid period and were calibrated per year. Valid calibration certificate of noise monitoring equipment is attached in Appendix I.
- 3.2.7. The details of equipment using for monitoring are listed in Table 3.2, as below:

Table 3.2 Monitoring Equipment Used in Monitoring

Monitoring Equipment	Serial Number	Date of Calibration
Nti XL2 Sound Level Meter	A2A-13661-E0	22 Aug 2022
Rion NC-75 Sound Level Calibrator	35124527	2 Nov 2022

- 3.3. Monitoring Methodology and QA/QC results

### Air Quality

- 3.3.1. The 1-hour TSP monitor, portable dust meters (Sibata Digital Dust Indicator Model LD-5R and PC-3A(E) digital dust indicator) was used for the impact monitoring. The 1-hour TSP meters provides a real time 1-hour TSP measurement based on 90° light scattering. Three 1-hour TSP level were logged per every six days.
- 3.3.2. The 24-hour TSP monitor, High Volume Samplers (Tisch TE-5170X High Volume Air Sampler) were used for the impact monitoring. The 24-hour TSP monitoring consists of the following:

- ◆ The HVS was set at the monitoring location, with electricity supply connected and secured;
- ◆ HVS was calibrated before commencing the 1<sup>st</sup> measurement;
- ◆ The filter paper was weight and provided by HOKLAS lab (Acumen Laboratory and Testing Limited and ALS Technichem (HK) Pty Ltd) before and after the sampling. Certificate of HOKLAS accredited laboratory can be referred to Appendix J;
- ◆ The airflow over time during sampling process was recorded by the HVS.

3.3.3. HVSs was free-standing with no obstruction. The following criteria were considered in the installation of the HVS:

- ◆ Appropriate support to secure the samples against gusty wind needed to be provided the monitoring station;
- ◆ A minimum of 2m separation from walls, parapets and penthouses was required for rooftop samplers;
- ◆ No furnace or incinerator flues was nearby;
- ◆ Airflow around the sampler was unrestricted; and
- ◆ Permission could be obtained to set up the samplers and gain access to the monitoring station.

3.3.4. Preparation of Filter Papers

- ◆ Glass fiber filters were labelled and sufficient filters that were clean and without pinholes were selected;
- ◆ All filters were equilibrated in the conditioning environment for 24 hours before weighing. The conditioning environment temperature was around 25°C and not varied by more than  $\pm 3^{\circ}\text{C}$ ; the relative humidity (RH) was 40%; and
- ◆ Acumen Laboratory and Testing Limited and ALS Technichem (HK) Pty Limited, as HOKLAS accredited laboratory, implemented comprehensive quality assurance and quality control programmes on the filters.

3.3.5. Field Monitoring

- ◆ The power supply was checked to ensure that the HVS was working properly;
- ◆ The filter holder and area surrounding the filter were cleaned;
- ◆ The filter holder was removed by loosening the foul bolts and a new filter, with stamped number upward, on a supporting screen was aligned carefully;
- ◆ The filter was properly aligned on the screen so that the gasket formed an airtight seal on the outer edges of the filter;
- ◆ The swing bolts were fastened to hold the filter holder down to the frame. The pressure applied should be sufficient to avoid air leakage at the edges;
- ◆ The shelter lid was closed and secured with an aluminum strip;
- ◆ The HVS was warmed- up for about 5 minutes to establish run- temperature conditions;
- ◆ A new flow rate record sheet was inserted into the flow recorder;
- ◆ The flow rates of the HVS was checked and adjusted to between  $0.64\text{-}1.52\text{m}^3\text{min}^{-1}$ , which was within the range specified in the EM&A Manual (i.e.  $0.6\text{-}1.7\text{m}^3\text{min}^{-1}$ );

- ◆ The programmable timer was set for a sampling period of 24 hours, and the starting time, weather condition and filter number were recorded;
- ◆ The initial elapsed time was recorded;
- ◆ At the end of sampling, the sampled filter was removed carefully and folded in half so that only surfaces with collected particulate matter were in contact;
- ◆ The filter paper was placed in a clean plastic envelope and sealed; all monitoring information was recorded on a standard data sheet and
- ◆ The filters were sent to (Acumen Laboratory and Testing Ltd and ALS Technichem (HK) Pty Ltd) for analysis.

#### 3.3.6. Maintenance and Calibration

- ◆ The HVS and their accessories were maintained in a good working condition. For example, motor brushes were replaced routinely and electrical wiring was checked to ensure a continuous power supply; and
- ◆ The flow rate of each HVS with mass flow controller was calibrated using an orifice calibrator, Initial calibrations of the dust monitoring equipment were conducted upon installation and prior to commissioning. Five- point calibration was carried out for HVS using TE-5025 Calibration Kit. HVS is calibrated bimonthly. The calibration records for the HVS is given in Appendix H.

#### 3.3.7. Wind Data Monitoring

- ◆ The wind speed has been recorded from Hong Kong Observatory- King's Park meteorological station, along with portable wind speed meter stand by as back up when the information are not available from HKO.

### Noise

3.3.8. All noise measurements by the meter were set to FAST response and on the A-weighted equivalent continuous sound pressure level ( $L_{eq}$ ) in decibels dB(A).  $L_{Aeq(30mins)}$  was used as the monitoring metric for the time period between 0700 –1900 hours on normal weekdays. The measured noise levels were logged every 5 minutes throughout the monitoring period.

3.3.9. Prior to the noise measurement, the accuracy of the sound level meter was checked using an acoustic calibrator generating a known sound pressure level at a known frequency. Checking was conducted before and after the monitoring. The calibration level before and after the noise measurement is agreed to within 1.0 dB(A).

3.3.10. Noise measurements should not be made in presence of fog, rain, wind with a steady speed exceeding  $5 \text{ ms}^{-1}$  or wind with gusts exceeding  $10 \text{ ms}^{-1}$ . The wind speed was checked with a portable wind speed meter capable of measuring with speeds in  $\text{ms}^{-1}$ .

#### 3.4. Monitoring Locations

### Air Quality

3.4.1. During the site visit, both of the original proposed dust monitoring locations were rejected due to the condition at The Coronation was not favourable for monitoring and

the access was declined by the management office of Hong Kong Community College (HKCC) of PolyU. Two alternative air monitoring stations Yau Ma Tei Catholic Primary School (Hoi Wang Road) and Man Cheong Building had been proposed by ET and approved by IEC. 2 designated air monitoring locations were identified and agreed with IEC and EPD. Details of air monitoring stations are described in Table 3.3. The location plan of air quality monitoring stations is shown in Appendix K.

Table 3.3 Location of the Dust Monitoring Stations

<b>Air Quality Monitoring Station</b>	<b>Dust Monitoring Station</b>
W-A1	Yau Ma Tei Catholic Primary School (Hoi Wang Road)
W-A6	Man Cheong Building

### **Noise**

3.4.2. During the site visit, one of the original proposed noise monitoring locations Tak Cheong Building was rejected by the president of the owner’s corporation. Alternative noise monitoring station Hydan place had been proposed by ET and approved by IEC. 4 noise sensitive receivers designated noise monitoring locations were identified and agreed with IEC and EPD. The designated monitoring stations are identified and access was granted by the premises. The details of noise monitoring stations are described in Table 3.4 and the location plan of noise monitoring station is shown in Appendix K.

Table 3.4 Noise Monitoring Stations

<b>Noise Monitoring Station</b>	<b>Identified Noise Monitoring Station</b>	<b>Type of Measurement</b>
W-N1A	Yau Ma Tei Catholic Primary School (Hoi Wang Road)	Façade
W-N18	Hydan Place	Façade
W-N25A	Prosperous Garden Block 1	Façade
W-P11	The Coronation Tower 1	Façade

3.5. Monitoring date, time, frequency and duration

3.5.1. A summary of impact monitoring duration, sampling parameter and frequency is presented in Table 3.5.

Table 3.5 Summary of Impact Monitoring Programme

Impact Monitoring	Duration	Sampling Parameter	Frequency
Dust	1-hour continuous measurement	1-hour TSP	3 times per six days
Dust	24-hour continuous sampling	24-hour TSP	Once per six days
Noise	30-minute continuous measurement	Leq 30 min, L10 and L90 as reference.	Once per week (0700-1900)

### 3.6. Result Summary

#### Air Quality

3.6.1. According to our field observations, the major dust source identified at the designated air quality monitoring stations in the reporting month are summarised in Table 3.6.

Table 3.6 Observation at Dust Monitoring Stations

Monitoring Station	Major Dust Source
W-A1	Nearby traffic
W-A6	Nearby traffic

3.6.2. Air quality impact monitoring for the reporting month was carried out on 6, 12, 17, 23 and 28 June 2023.

3.6.3. The results for 1-hour TSP and 24-hour TSP are summarized in Table 3.7 and Table 3.8. The measurement data and details of influencing factors such as weather conditions and site observation are presented in Appendix L.

Table 3.7 Summary of 1-hour TSP Monitoring Results

Monitoring Location	Range( $\mu\text{g}/\text{m}^3$ )	Action Level( $\mu\text{g}/\text{m}^3$ )	Limit Level( $\mu\text{g}/\text{m}^3$ )
W-A1	42 – 67	319	500
W-A6	55 - 72	306	500

Table 3.8 Summary of 24-hour TSP Monitoring Results

Monitoring Location	Range( $\mu\text{g}/\text{m}^3$ )	Action Level( $\mu\text{g}/\text{m}^3$ )	Limit Level( $\mu\text{g}/\text{m}^3$ )
W-A1	19 – 36	167	260
W-A6	22 - 35	166	260

#### Noise

3.6.4. According to our field observations, the major noise source identified at the designated noise monitoring station in the reporting month are summarised in Table 3.9:

Table 3.9 Observation at Noise Monitoring Stations

Monitoring Station	Major Noise Source
W-N1A	Nearby traffic
W-N18	Nearby traffic
W-N25A	Nearby traffic
W-P11	Nearby traffic

3.6.5. The construction noise impact monitoring for the reporting month was carried out on 6, 12, 17, 23 and 28 June 2023.

3.6.6. The result for noise monitoring is summarized in Table 3.10. The measurement data are shown in Appendix M.

Table 3.10 Summary of Noise Monitoring Results

Time Period	Monitoring location	Parameter	Range, dB(A)			Action Level	Limit Level#
			L <sub>eq</sub>	L <sub>10</sub>	L <sub>90</sub>		
Normal working hour from 0700-1900	W-N1A*	L <sub>eq 30min</sub>	60.5 – 62.0	62.2 – 65.1	56.0 – 59.2	When one documented complaint is received	70dB(A) or 65 dB(A) during examination
	W-N18		68.4 – 70.7	69.8 – 73.2	63.8 – 66.8		75dB(A)#
	W-N25A		68.0 – 69.2	69.9 – 72.0	60.2 – 65.8		
	W-P11		65.0 – 68.9	67.5 – 71.1	59.7 – 65.6		

- Remarks:
- # If works are to be carried out during restricted hours, the conditions in the construction noise permit by the Noise Control Authority have to be followed.
  - \* Examination was scheduled at Yau Ma Tei Catholic Primary School from 1/6/2023 to 8/6/2023. The limit level of W-N1A on 6 June 2023 would be 65 dB(A) and 70 dB(A) for the remaining monitoring dates.

### **Waste management**

3.6.7. The waste generated from this Project includes inert C&D materials, and non-inert C&D materials. Non-inert C&D materials are made up of general refuse, vegetative wastes and recyclable wastes such as plastics and paper/cardboard packaging waste. Steel materials generated from the project are also grouped into non-inert C&D materials as the materials were not disposed of with other inert C&D materials. With reference to relevant handling records and trip tickets of this Project, the quantities of different types of waste generated in the reporting month are summarised in Table 3.11. Details of cumulative waste management data are presented as a waste flow table in Appendix N.



Table 3.11 Quantities of waste generated from the Project

Reporting period	Quantity					
	Inert C&D Materials (in 'tonnes)	Chemical Waste (in'000 Kg)	Non-inert C&D Materials			
			Others, e.g. General Refuse disposed at Landfill (in 'tonnes)	Recycled materials		
				Paper/card board (in '000 Kg)	Plastics (in '000 Kg)	Metals (in '000 Kg )
Jun 2023	9040.92	0.00	79.12	0.00	0.01	77.94

#### 4. SUMMARY OF COMPLAINTS, NOTIFICATION OF SUMMONS AND PROSECUTIONS

4.1. The Environmental Complaint Handling Procedure is shown in below Table 4.1:

Table 4.1 Environmental Complaint Handling Procedure

Complaint Received via Project Hotline	Complaint Received via 1823 or from other government departments
Contractor notify ER, ET and IEC	ER notify Contractor, ET and IEC
Contractor log complaint and date of receipt onto the complaint database. Contractor, ER and ET to conduct investigation of complaint	
If complaint is considered not valid	If complaint is found valid
ET or ER to reply the complainant if necessary	Contractor to identify and implement remedial measures in consultation with the IEC, ET and ER.
	The ER, ET and IEC to review the effectiveness of the Contractor’s remedial measures and the updated situation; ET to undertake additional monitoring and audit to verify the situation if necessary, and oversee that circumstances leading to the complaint do not recur. ER to conduct further inspection as necessary.
If the complaint is referred by the EPD, the Contractor to prepare interim report on the status of the complaint investigation and follow-up actions stipulated above, including the details of the remedial measures and additional monitoring identified or already taken, for submission to EPD within the time frame assigned by the EPD	
The ET to record the details of the complaint, results of the investigation, subsequent actions taken to address the complaint and updated situation including the effectiveness of the remedial measures, supported by regular and additional monitoring results in the monthly EM&A reports	

- 4.2. Should non-compliance of the criteria occur, action in accordance with the Event and Action Plan in Appendix D and Appendix E shall be carried out.
- 4.3. No exceedance of the Action and Limit Level of 1 hour TSP, 24 hours TSP and construction noise monitoring was recorded in the reporting month.
- 4.4. No non-compliance was reported in the reporting month.
- 4.5. Statistics on complaints, notifications of summons and successful prosecutions are summarized in Appendix O.

## 5. EM&A SITE INSPECTION

- 5.1. Site inspections were carried out on a weekly basis to monitor the implementation of proper environmental pollution control and mitigation measures under the Contract. In the reporting period, five (5) site inspections were carried out on 1, 8, 15, 23 and 29 June 2023, along with bi-weekly inspection of the implementation of landscape and visual mitigation measures conducted on 1, 15 and 29 June 2023.
- 5.2. A joint site inspection with IEC were undertaken on 23 June 2023. Minor deficiency was observed during weekly site inspection. Key observations during the site inspections are summarized in Table 5.1.

Table 5.1 Site Observations

Date	Environmental Observations	Follow-up Status
1 June 2023	<ol style="list-style-type: none"> <li>Drip tray should be provided for chemical containers under Section 7.</li> <li>NRMM label should be displayed properly on machinery near Gate 2.</li> </ol>	<ol style="list-style-type: none"> <li>Drip tray had been provided.</li> <li>NRMM label had been displayed.</li> </ol>
8 June 2023	<ol style="list-style-type: none"> <li>Stagnant water should be removed at Zone 4C, Road D and under Bridge C.</li> <li>Housekeeping should be enhanced at Zone 4C and Road D.</li> </ol>	<ol style="list-style-type: none"> <li>Stagnant water had been removed.</li> <li>General refuses had been removed.</li> </ol>
15 June 2023	<ol style="list-style-type: none"> <li>Drip tray should be provided for chemical containers at Portion 1D and Zone 4A.</li> </ol>	<ol style="list-style-type: none"> <li>Drip tray had been provided.</li> </ol>
23 June 2023	<ol style="list-style-type: none"> <li>Drip tray should be provided for chemical containers at Area SL1, Abutment Wall near Bridge G, Bridge G and near Ex-Hoi Wang Road.</li> </ol>	<ol style="list-style-type: none"> <li>Drip tray had been provided.</li> </ol>
29 June 2023	<ol style="list-style-type: none"> <li>Oil bottle and oil drum should be put on drip tray at Gate 12.</li> <li>Stagnant water in tanker should be cleared to avoid breeding of mosquito.</li> <li>Wet-sep should be frequently maintained to keep good efficiency in wastewater treatment.</li> </ol>	<ol style="list-style-type: none"> <li>Drip tray had been provided.</li> <li>Stagnant water had been removed.</li> <li>Wet-sep had been maintained.</li> </ol>

- 5.3. The Contractor had rectified all observation identified during environmental site inspections in the reporting period.
- 5.4. According to the EIA Study Report, Environmental Permit, contract documents and EM&A Manual, the mitigation measures detailed in the documents are implemented as much as practical during the reporting period. An updated Implementation Status of Environmental Mitigation Measures (EMIS) is provided in Appendix F.

## 6. FUTURE KEY ISSUES

6.1. Work to be undertaken in the next reporting month are:

---

### Construction Activities to be undertaken

---

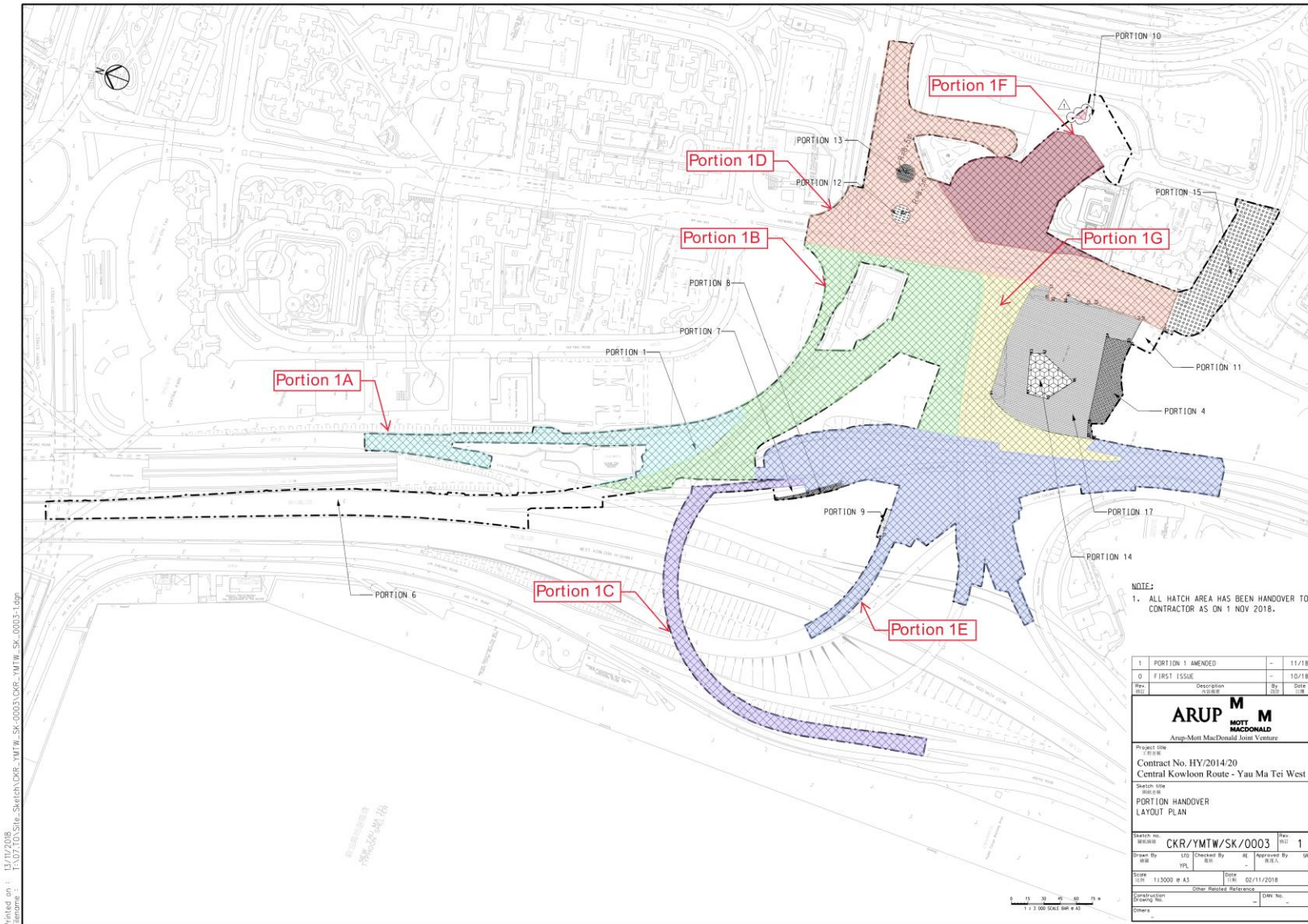
- Remaining Socket H-Pile at Segments 5, 8b and 9 at Portion 1B and 1D
  - Construction of Noise Barrier S01 (along Lin Cheung Road) West Side at Portion 1E
  - Noise Barrier C02 Panel and Road works at Portion 1E
  - Bridge Deck Construction at Bridge C2 (Deck 4) and B2 (Deck 3) in Portio 1E and 1B
  - Reinforced Concrete works at Vent Adit Ch 60~90 at Zone 2 in Portion 1E
  - Road D Structure II Construction at Portion 1E
  - Excavation and Lateral Support and Excavation Works at Vent. Adit Ch 175~240 at Zone 4C and A1 at Portion 1E
  - Parapet Wall Construction at Bridge G in Portion 1B
  - Abutment Wall Construction and Backfilling at Slip Road E in Portion 1A and 1B
  - Slip Road E Construction at Portion 1A
  - Reinforced Concrete Works for Escape Route Staircase No. 1 to 2 at Portion 1F and 10
  - Excavation and Lateral Support and Excavation Works prior to Subway Construction at Portion 1B
  - Pile Cap, Road Slab, Upstand Wall and Column Construction at Segment 1 to 4 including Tunnel Drencher Pump Room & Water Tank and Tunnel Electrical Room in Portion 1B and 1D
  - Remaining Column and Landscaped Deck Construction at Segment 10 at segment 1F
  - Preparation for Sump Pit and Emergency Access Road construction at Segment 10 in Portion 1F
  - Landscaped Deck Construction at Segment 11 at Portion 1F
  - Reinforced Concrete Works for Vent. Adit at Segment 12 Ch 410~465 in Portion 1F
  - Underground Utilities Diversion & Protection Measure prior at Segment 5, 8 and 9 in Portion 1D
  - Ground Beam, Parapet Wall and Column construction at Segment 5 in Portion 1D
  - Landscaped Deck Construction at Segment 6 (Pre-stressing & Grouting) in Portion 1D
- 6.2. Potential environmental impacts arising from the above construction activities are mainly associated with dust, construction noise and waste management.
- 6.3. The tentative schedule of regular construction noise monitoring, 1-hour TSP and 24-hour TSP monitoring in the next reporting period is presented in Appendix P.
- 6.4. The construction programme for the Project for the next reporting month is presented in Appendix B.

## **7. CONCLUSION AND RECOMMENDATIONS**

- 7.1. This 53<sup>rd</sup> monthly EM&A Report presents the EM&A works undertaken during the period from 1 June 2023 to 30 June 2023 in accordance with the EM&A Manual and the requirement under EP- 457/2013/D.
- 7.2. Air quality (including 1-hour TSP and 24-hour TSP) and noise impact monitoring were carried out in the reporting period.
- 7.3. Weekly environmental site inspections were conducted during the reporting period. A joint site inspection with IEC were carried out on 23 June 2023. Minor deficiency was observed during site inspection and was rectified within the specified deadlines. The environmental performance of the Project was therefore considered satisfactory.
- 7.4. No exceedance of the Action and Limit Level of 1 hour TSP, 24 hours TSP and construction noise monitoring was recorded in the reporting month.
- 7.5. No non-compliance was received in the reporting month.
- 7.6. The ET will keep track on the construction works to confirm compliance of environmental requirements and the proper implementation of all necessary mitigation measures.

# Appendix A

## Alignment and Works Area For the Contract No. HY/2014/20





# Appendix B

## Construction Programme

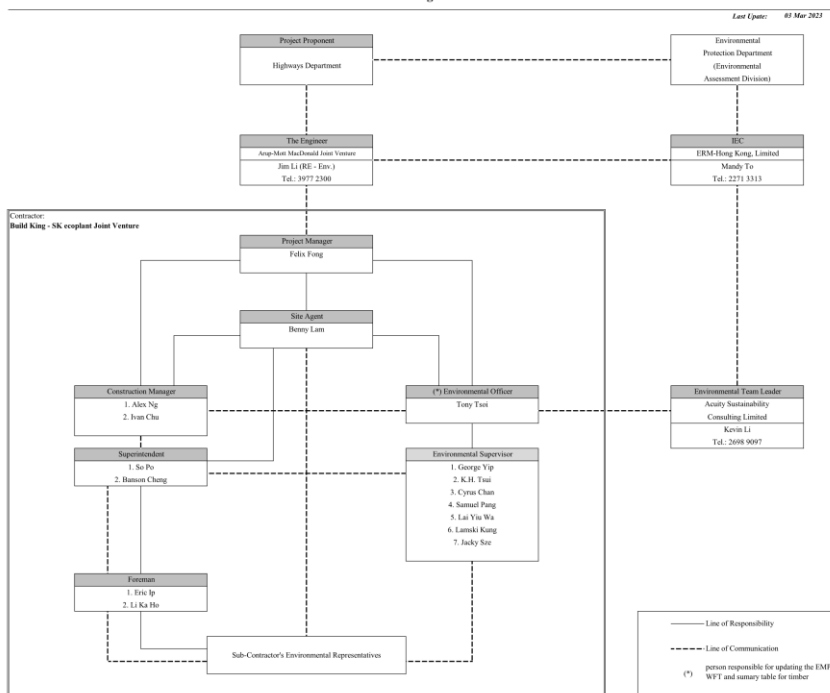
Contract No. HY/2014/20  
 Environmental Monitoring & Auditing

Activity ID	Activity Name	Original Duration	Early Start	Early Finish	2019	2020	2021	2022	2023	2024	2025
<b>Central Kowloon Route - You Ma Tei West</b>											
<b>Construction Works</b>											
	Site Preparation / TTM / Investigation Works / Interface with Other Contractor	2182	01-Nov-18 A	21-Oct-24	[Gantt bar from Nov-18 to Oct-24]						
	Section 1 of the Works - All Structural Works of Ventilation Adit at Portion 9	400	19-Mar-19 A	07-Nov-20 A	[Gantt bar from Mar-19 to Nov-20]						
	Section 2 of the Works - All Structural Works including the Operation and Maintenance	7259	13-Feb-19 A	31-Dec-26	[Gantt bar from Feb-19 to Dec-26]						
<b>Works at Portion 1</b>											
	Road and Bridges	2068	11-Feb-19 A	10-Oct-24	[Gantt bar from Feb-19 to Oct-24]						
	Lai Cheung Road	2068	11-Feb-19 A	10-Oct-24	[Gantt bar from Feb-19 to Oct-24]						
	Lin Cheung Road	1629	17-Jan-19 A	01-Dec-23	[Gantt bar from Jan-19 to Dec-23]						
	Underground Utilities Diversion and Installation	275	29-Feb-20 A	21-May-21 A	[Gantt bar from Feb-20 to May-21]						
	1st Stage - Lin Cheung Road	104	17-Jun-19 A	19-Oct-19 A	[Gantt bar from Jun-19 to Oct-19]						
	2nd Stage - Lin Cheung Road	62	01-Mar-21 A	01-May-21 A	[Gantt bar from Mar-21 to May-21]						
	3rd Stage - Lin Cheung Road (Permanent - Northern Part and Temporary - Southern Part)	1165	23-Sep-20 A	01-Dec-23	[Gantt bar from Sep-20 to Dec-23]						
	Final Stage - Construction of Final Alignment of Lin Cheung Road	237	06-Feb-23 A	21-Nov-23	[Gantt bar from Feb-23 to Nov-23]						
	Hoi Wang Road	1432	27-Sep-19 A	28-Aug-23	[Gantt bar from Sep-19 to Aug-23]						
	Construction of Slip Road A	257	23-Nov-23	05-Oct-24	[Gantt bar from Nov-23 to Oct-24]						
	Construction of Slip Road B / B2 and C / C2	1734	25-Oct-19 A	23-Jul-24	[Gantt bar from Oct-19 to Jul-24]						
	Traffic Diversion	4	19-Jul-24	23-Jul-24	[Gantt bar from Jul-24 to Jul-24]						
	Construction of Parts of Bridge B2 / C2 (C2P1, C2P2, B2P1)	1047	25-Oct-19 A	05-Sep-21 A	[Gantt bar from Oct-19 to Sep-21]						
	Construction of Parts of Bridge B2 / C2 (C2P3-C2P3, Abutment B-C(C2P4), B2P2,B2P3)	1539	06-Dec-19 A	23-Mar-24	[Gantt bar from Dec-19 to Mar-24]						
	Construction of Remaining Bridge C2 and B2 (C2P5 and B2P4)	630	09-Jul-22 A	15-Jan-24	[Gantt bar from Jul-22 to Jan-24]						
	Construction of Remaining Bridge C2 and Partial B2 (C2P6, B2P5 and Abutment B2-C2)	683	29-Mar-22 A	22-Jul-24	[Gantt bar from Mar-22 to Jul-24]						
	Construction of Slip Road B,C (BP1, BP2, CP1 and CP2)	1341	16-Nov-20 A	18-Jul-24	[Gantt bar from Nov-20 to Jul-24]						
	Construction of Slip Road D	1630	04-Apr-19 A	05-Oct-24	[Gantt bar from Apr-19 to Oct-24]						
	Remaining Works at Landscaped Deck after Structural Works	373	28-Sep-23	31-Dec-24	[Gantt bar from Sep-23 to Dec-24]						
	Completion for Section 2 of the Works	0	31-Dec-24	31-Dec-24	[Gantt bar from Dec-24 to Dec-24]						
	CWS2 COMP	0		31-Dec-24	[Gantt bar from Dec-24 to Dec-24]						
	Completion for Section 2 of the Works	0		31-Dec-24	[Gantt bar from Dec-24 to Dec-24]						
	Section 3 of the Works - Completion of all Preservation and Protection to Existing Trees	2190	01-Nov-18 A	29-Oct-24	[Gantt bar from Nov-18 to Oct-24]						
	Section 4 of the Works - Completion of all Establishment Works	365	30-Oct-24	29-Oct-25	[Gantt bar from Oct-24 to Oct-25]						
	Achievement of Stage A - Excavation and ELS System for Construction at Portion 10	409	02-Jul-19 A	02-Oct-20 A	[Gantt bar from Jul-19 to Oct-20]						
	Achievement of Stage B - Installation of All Services at Portion 8	141	19-Oct-19 A	29-Feb-20 A	[Gantt bar from Oct-19 to Feb-20]						
	Achievement of Stage C - All Structure Work for Ventilation, Depressed Road, Landscaped Deck	2077	20-Dec-18 A	26-Aug-24	[Gantt bar from Dec-18 to Aug-24]						
	Construction of Western Portal (Segment 1 to 4, 7, & 10 to 12)	2077	20-Dec-18 A	26-Aug-24	[Gantt bar from Dec-18 to Aug-24]						
	Construction of the Vent Adit (CH +207.96 to +240) & Depressed Rd (CH S1L 0+000 to 0+040) - Seg 1&2	1537	12-Feb-19 A	22-Apr-24	[Gantt bar from Feb-19 to Apr-24]						
	Construction of depressed road (CH S1L 0+040 to CH S1L 0+100) - Segment 3 & 4	1605	26-Mar-19 A	26-Aug-24	[Gantt bar from Mar-19 to Aug-24]						
	Construction of Vent Adit (CH+290 to +340) & Depressed Road (CH S1L 0+100 to 0+100) - Seg 7	1705	11-Jan-19 A	11-Sep-23	[Gantt bar from Jan-19 to Sep-23]						
	Construction of Vent Adit (CH+340 to +410) & Depressed Road (CH S12L 0+0.000 to 0+120) - Seg 10 & 11	1086	20-Dec-18 A	17-Feb-24	[Gantt bar from Dec-18 to Feb-24]						
	Construction of Vent Adit (CH+410 to +465) & Depressed Road (CH S12L 0+0.000 to 0+060) - Seg 12	1146	14-Apr-20 A	23-Feb-24	[Gantt bar from Apr-20 to Feb-24]						
	Construction of Ventilation Adit (under Road)	1695	12-Mar-19 A	31-Oct-23	[Gantt bar from Mar-19 to Oct-23]						
	Remaining works at ventilation adit (Ch +0 to +60)	687	10-Oct-20 A	06-Feb-23 A	[Gantt bar from Oct-20 to Feb-23]						
	Construction of parts of the ventilation adit - Zone 4 (CH SOP-1+130 to CH SOP-1 +207.96)	1374	12-Mar-19 A	31-Oct-23	[Gantt bar from Mar-19 to Oct-23]						
	Construction of ventilation adit - Zone 3 (CH SOP-1 +90.0 to CH SOP-1 +130)	621	02-May-21 A	12-Jan-23 A	[Gantt bar from May-21 to Jan-23]						
	Construction of the remaining parts of Ventilation Adit-Zone 2 (CH SOP-1 +60.0 to CH SOP-1 +90.0)	206	14-Jan-23 A	23-Sep-23	[Gantt bar from Jan-23 to Sep-23]						
	Contract Achievement of Stage C	0	23-Feb-24	23-Feb-24	[Gantt bar from Feb-24 to Feb-24]						
	CWS5 COMP	0		23-Feb-24	[Gantt bar from Feb-24 to Feb-24]						
	Completion for Stage C	0		23-Feb-24	[Gantt bar from Feb-24 to Feb-24]						
	Achievement of Stage D - Completion of All Civil and Structural Works for Landscaped Deck	2181	14-Jan-19 A	02-Jan-25	[Gantt bar from Jan-19 to Jan-25]						
	Construction for the Remaining Structure of Western Portal	2181	14-Jan-19 A	02-Jan-25	[Gantt bar from Jan-19 to Jan-25]						
	Construction of Realigned Hoi Wang Road (CH SSR 0+000 to CH SSR 0+080) - Segment 5 & 6	2152	21-Jan-19 A	11-Dec-24	[Gantt bar from Jan-19 to Dec-24]						
	Construction of Realigned Hoi Wang Road (Segment 6)	1676	14-Jan-19 A	10-Sep-24	[Gantt bar from Jan-19 to Sep-24]						
	Construction of Realigned Hoi Wang Road (Segment 9)	1855	06-Dec-19 A	02-Jan-25	[Gantt bar from Dec-19 to Jan-25]						
	Contract Achievement of Stage D	0	30-Nov-24	30-Nov-24	[Gantt bar from Nov-24 to Nov-24]						
	CWS12 COMP	0		30-Nov-24	[Gantt bar from Nov-24 to Nov-24]						
	Completion for Stage D	0		30-Nov-24	[Gantt bar from Nov-24 to Nov-24]						
	Achievement of Stage E - All works for Diversion of Flow at Drainage Box Culvert B	1183	15-Feb-19 A	22-Apr-22 A	[Gantt bar from Feb-19 to Apr-22]						
	Achievement of Stage F - Completion of all works incl. E&M works to the Slip Road E, F and G	1209	08-May-19 A	26-Jul-20	[Gantt bar from May-19 to Jul-20]						
	Works for Slip Road E, F and G	1209	08-May-19 A	26-Jul-20	[Gantt bar from May-19 to Jul-20]						
	Construction of the Bridge G (GP1 to GP3 incl. Abutment G)	934	11-May-19 A	12-Jul-22	[Gantt bar from May-19 to Jul-22]						
	Construction of the box structure E	1084	06-May-19 A	28-Dec-22 A	[Gantt bar from May-19 to Dec-22]						
	Construction of Road work for Slip Road E & F	501	02-Mar-22 A	08-Nov-23	[Gantt bar from Mar-22 to Nov-23]						
	Remaining Works at Slip Road E, F and G (Part of KD-2)	878	02-Mar-22 A	26-Jul-24	[Gantt bar from Mar-22 to Jul-24]						
	Roadworks at Bridge G	78	21-Feb-24	28-May-24	[Gantt bar from Feb-24 to May-24]						
	Slip Road E and F	878	02-Mar-22 A	26-Jul-24	[Gantt bar from Mar-22 to Jul-24]						
	Contract Achievement of Stage F	0	08-Nov-23	08-Nov-23	[Gantt bar from Nov-23 to Nov-23]						
	CWSF COMP	0		08-Nov-23	[Gantt bar from Nov-23 to Nov-23]						
	Completion for Stage F	0		08-Nov-23	[Gantt bar from Nov-23 to Nov-23]						
	Achievement of Stage H - Completion of Ground Investigation	141	09-Dec-18 A	26-Apr-19 A	[Gantt bar from Dec-18 to Apr-19]						
	Section 5 of the Works - Completion of all Works within Portion 4, 11, 14 and 17	75	01-Jan-25	29-Jan-25	[Gantt bar from Jan-25 to Jan-25]						
	Section 6 of the Works - Completion of Road Works	699	06-Jan-23 A	04-Dec-24	[Gantt bar from Jan-23 to Dec-24]						

# Appendix C

## Project Organization Chart

Contract No.: HY/2014/20  
Central Kowloon Route - Yau Ma Tei West  
Environmental Organization Chart



**Contact List**

Party	Department / Company	Name of Contact Person	Position	Tel
Project Proponent	Highways Department			
The Engineer	Arup-Mott MacDonald Joint Venture	Jim Li	Resident Engineer - Environmental	3977 2300
Independent Environmental Checker	ERM-Hong Kong, Limited	Mandy To	IEC	2271 3313
Environmental Team Leader	Acuity Sustainability Consulting Limited	Kevin Li	ETL	2698 9097
Contractor	Build King - SK ecoplant Joint Venture	Felix Fong	Project Manager	3622 8300
		Benny Lam	Site Agent	3622 8300
		Alex Ng	Construction Manager	3622 8300
		Ivan Chu	Construction Manager	3622 8300
		So Po	Superintendent	9588 6977
		Banson Cheng	Superintendent	6112 8807
		Eric Ip	Foreman	9603 1445
		Li Ka Ho	Foreman	9023 9310
		Tony Tsoi	(*) Environmental Officer	9689 8956
		George Yip	Environmental Supervisor	9838 9043
		K.H. Tsui	Environmental Supervisor	9090 9052
		Cyrus Chan	Environmental Supervisor	6186 2039
		Samuel Pang	Environmental Supervisor	9876 9121
		Lai Yiu Wa	Environmental Supervisor	6997 2114
Lamski Kung	Environmental Supervisor	4611 0170		
Jacky Sze	Environmental Supervisor	6790 6667		

# Appendix D

## Dust Event-Action Plan (EAP)

EVENT	ACTION			
	ET	IEC	ER	CONTRACTOR
<b>ACTION LEVEL</b>				
1.Exceedance for one sample	<ol style="list-style-type: none"> <li>1. Identify source, investigate the causes of exceedance and propose remedial measures;</li> <li>2. Inform IEC and ER;</li> <li>3. Repeat measurement to confirm finding;</li> <li>4. Increase monitoring frequency to daily.</li> </ol>	<ol style="list-style-type: none"> <li>1. Check monitoring data submitted by ET;</li> <li>2. Check Contractor's working method.</li> </ol>	<ol style="list-style-type: none"> <li>1. Notify Contractor.</li> </ol>	<ol style="list-style-type: none"> <li>1. Rectify any unacceptable practice;</li> <li>2. Amend working methods if appropriate.</li> </ol>
2.Exceedance for two or more consecutive samples	<ol style="list-style-type: none"> <li>1. Identify source;</li> <li>2. Inform IEC and ER;</li> <li>3. Advise the ER on the effectiveness of the proposed remedial measures;</li> <li>4. Repeat measurements to confirm findings;</li> <li>5. Increase monitoring frequency to daily;</li> <li>6. Discuss with IEC and Contractor on remedial actions required;</li> <li>7. If exceedance continues, arrange meeting with IEC and ER;</li> <li>8. If exceedance stops, cease additional monitoring.</li> </ol>	<ol style="list-style-type: none"> <li>1. Check monitoring data submitted by ET;</li> <li>2. Check Contractor's working method;</li> <li>3. Discuss with ET and Contractor on possible remedial measures;</li> <li>4. Advise the ET on the effectiveness of the proposed remedial measures;</li> <li>5. Supervise Implementation of remedial measures.</li> </ol>	<ol style="list-style-type: none"> <li>1. Confirm receipt of notification of failure in writing;</li> <li>2. Notify Contractor;</li> <li>3. Ensure remedial measures properly implemented.</li> </ol>	<ol style="list-style-type: none"> <li>1. Submit proposals for remedial to ER within 3 working days of notification;</li> <li>2. Implement the agreed proposals;</li> <li>3. Amend proposal if appropriate.</li> </ol>
<b>LIMIT LEVEL</b>				
1.Exceedance for one sample	<ol style="list-style-type: none"> <li>1. Identify source, investigate the causes of exceedance and propose remedial measures;</li> <li>2. Inform ER, Contractor and</li> </ol>	<ol style="list-style-type: none"> <li>1. Check monitoring data submitted by ET;</li> <li>2. Check Contractor's working method;</li> </ol>	<ol style="list-style-type: none"> <li>1. Confirm receipt of notification of failure in writing;</li> <li>2. Notify Contractor;</li> </ol>	<ol style="list-style-type: none"> <li>1. Take immediate action to avoid further exceedance;</li> <li>2. Submit proposals for remedial actions to IEC</li> </ol>

EVENT	ACTION			
	ET	IEC	ER	CONTRACTOR
	<p>EPD;</p> <ol style="list-style-type: none"> <li>Repeat measurement to confirm finding;</li> <li>Increase monitoring frequency to daily;</li> <li>Assess effectiveness of Contractor's remedial actions and keep IEC, EPD and ER informed of the results.</li> </ol>	<ol style="list-style-type: none"> <li>Discuss with ET and Contractor on possible remedial measures;</li> <li>Advise the ER on the effectiveness of the proposed remedial measures;</li> <li>Supervise implementation of remedial measures.</li> </ol>	<ol style="list-style-type: none"> <li>Ensure remedial measures properly implemented.</li> </ol>	<p>within 3 working days of notification;</p> <ol style="list-style-type: none"> <li>Implement the agreed proposals;</li> <li>Amend proposal if appropriate.</li> </ol>
<ol style="list-style-type: none"> <li>Exceedance for two or more consecutive samples</li> </ol>	<ol style="list-style-type: none"> <li>Notify IEC, ER, Contractor and EPD;</li> <li>Identify source;</li> <li>Repeat measurement to confirm findings;</li> <li>Increase monitoring frequency to daily;</li> <li>Carry out analysis of Contractor's working procedures to determine possible mitigation to be implemented;</li> <li>Arrange meeting with IEC and ER to discuss the remedial actions to be taken;</li> <li>Assess effectiveness of Contractor's remedial actions and keep IEC, EPD and ER informed of the results;</li> <li>If exceedance stops, cease additional monitoring.</li> </ol>	<ol style="list-style-type: none"> <li>Discuss amongst ER, ET, and Contractor on the potential remedial actions;</li> <li>Review Contractor's remedial actions whenever necessary to assure their effectiveness and advise the ER accordingly;</li> <li>Supervise the implementation of remedial measures.</li> </ol>	<ol style="list-style-type: none"> <li>Confirm receipt of notification of failure in writing;</li> <li>Notify Contractor;</li> <li>In consultation with the IEC, agree with the Contractor on the remedial measures to be implemented;</li> <li>Ensure remedial measures properly implemented;</li> <li>If exceedance continues, consider what portion of the work is responsible and instruct the Contractor to stop that portion of work until the exceedance is abated.</li> </ol>	<ol style="list-style-type: none"> <li>Take immediate action to avoid further exceedance;</li> <li>Submit proposals for remedial actions to IEC within 3 working days of notification;</li> <li>Implement the agreed proposals;</li> <li>Resubmit proposals if problem still not under control;</li> <li>Stop the relevant portion of works as determined by the ER until the exceedance is abated.</li> </ol>

Note:

ET – Environmental Team

ER – Engineer's Representative

IEC – Independent Environmental Checker

# Appendix E

## Noise Event-Action Plan (EAP)



EVENT	ACTION			
	ET	IEC	ER	CONTRACTOR
Action Level	<ol style="list-style-type: none"> <li>1. Identify source, investigate the causes of exceedance and propose remedial measures;</li> <li>2. Notify IEC and Contractor;</li> <li>3. Report the results of investigation to the IEC, ER and Contractor;</li> <li>4. Discuss with the Contractor and formulate remedial measures;</li> <li>5. Increase monitoring frequency to check mitigation effectiveness.</li> </ol>	<ol style="list-style-type: none"> <li>1. Review the analysed results submitted by the ET;</li> <li>2. Review the proposed remedial measures by the Contractor and advise the ER accordingly;</li> <li>3. Supervise the implementation of remedial measures.</li> </ol>	<ol style="list-style-type: none"> <li>1. Confirm receipt of notification of failure in writing;</li> <li>2. Notify Contractor;</li> <li>3. Require Contractor to propose remedial measures for the analysed noise problem;</li> <li>4. Ensure remedial measures are properly implemented</li> </ol>	<ol style="list-style-type: none"> <li>1. Submit noise mitigation proposals to IEC;</li> <li>2. Implement noise mitigation proposals.</li> </ol>
Limit Level	<ol style="list-style-type: none"> <li>1. Identify source;</li> <li>2. Inform IEC, ER, EPD and Contractor;</li> <li>3. Repeat measurements to confirm findings;</li> <li>4. Increase monitoring frequency;</li> <li>5. Carry out analysis of Contractor's working procedures to determine possible mitigation to be implemented;</li> </ol>	<ol style="list-style-type: none"> <li>1. Discuss amongst ER, ET, and Contractor on the potential remedial actions;</li> <li>2. Review Contractors remedial actions whenever necessary to assure their effectiveness and advise the ER accordingly;</li> <li>3. Supervise the implementation of remedial measures.</li> </ol>	<ol style="list-style-type: none"> <li>1. Confirm receipt of notification of failure in writing;</li> <li>2. Notify Contractor;</li> <li>3. Require Contractor to propose remedial measures for the analysed noise problem;</li> <li>4. Ensure remedial measures properly implemented;</li> </ol>	<ol style="list-style-type: none"> <li>1. Take immediate action to avoid further exceedance;</li> <li>2. Submit proposals for remedial actions to IEC within 3 working days of notification;</li> <li>3. Implement the agreed proposals;</li> <li>4. Resubmit proposals if problem still not under control;</li> <li>5. Stop the relevant portion of works as determined by the ER</li> </ol>

EVENT	ACTION			
	ET	IEC	ER	CONTRACTOR
	6. Inform IEC, ER and EPD the causes and actions taken for the exceedances; 7. Assess effectiveness of Contractor's remedial actions and keep IEC, EPD and ER informed of the results; 8. If exceedance stops, cease additional monitoring.		5. If exceedance continues, consider what portion of the work is responsible and instruct the Contractor to stop that portion of work until the exceedance is abated.	until the exceedance is abated.

Note:

ET – Environmental Team

IEC – Independent Environmental Checker

ER – Engineer's Representative

# Appendix F

## Environmental Mitigation Implementation Schedule (EMIS)

Environmental Mitigation Implementation Schedule  
Contract No. HY/2014/20 (Yau Ma Tei West)

EIA Ref.	EM&A Log Ref.	Recommended Mitigation Measures	Objectives of the Recommended Measures & Main Concerns to address	Implementation Agent	Location / Timing	Implementation Stage	Requirements and/or standards to be achieved	Implementation Status
<b>Construction Dust Impact</b>								
S4.3.10	D1	The contractor shall follow the procedures and requirements given in the Air Pollution Control (Construction Dust) Regulation	Minimize dust impact at the nearby sensitive receivers	Contractor	All construction sites	Construction stage	<ul style="list-style-type: none"> <li>• APCO</li> <li>• To control the dust impact To meet HKAQO and TM-EIA criteria</li> </ul>	<ul style="list-style-type: none"> <li>• Implemented</li> </ul>
S4.3.10	D2	<ul style="list-style-type: none"> <li>• Mitigation measures in form of regular watering under a good site practice should be adopted. Watering once per hour on exposed worksites and haul road should be conducted to achieve dust removal efficiencies of 91.7%. While the above watering frequencies are to be followed, the extent of watering may vary depending on actual site conditions but should be sufficient to maintain an equivalent intensity of no less than 1.3 L/m<sup>2</sup> to achieve the dust removal efficiency.</li> </ul>	Minimize dust impact at the nearby sensitive receivers	Contractor	All construction sites	Construction stage	<ul style="list-style-type: none"> <li>• APCO</li> <li>• To control the dust impact To meet HKAQO and TM-EIA criteria</li> </ul>	<ul style="list-style-type: none"> <li>• Implemented</li> </ul>
S4.3.10	D3	<ul style="list-style-type: none"> <li>• Proper watering at exposed spoil should be undertaken throughout the construction phase;</li> <li>• Any excavated or stockpile of dusty material should be covered entirely by impervious sheeting or sprayed with water to maintain the entire surface wet and then removed or backfilled or reinstated where practicable within 24 hours of the excavation or unloading;</li> <li>• Any dusty materials remaining after a stockpile is removed should be wetted with water and cleared from the surface of roads;</li> <li>• A stockpile of dusty material should not be extended</li> </ul>	Minimize dust impact at the nearby sensitive receivers	Contractor	All construction sites	Construction stage	<ul style="list-style-type: none"> <li>• APCO</li> <li>• To control the dust impact To meet HKAQO and TM-EIA criteria</li> </ul>	<ul style="list-style-type: none"> <li>• Implemented, deficiency rectified after observation</li> </ul>

Environmental Mitigation Implementation Schedule  
Contract No. HY/2014/20 (Yau Ma Tei West)

EIA Ref.	EM&A Log Ref.	Recommended Mitigation Measures	Objectives of the Recommended Measures & Main Concerns to address	Implementation Agent	Location / Timing	Implementation Stage	Requirements and/or standards to be achieved	Implementation Status
		<p>beyond the pedestrian barriers, fencing or traffic cones;</p> <ul style="list-style-type: none"> <li>•The load of dusty materials on a vehicle leaving a construction site should be covered entirely by impervious sheeting to ensure that the dusty materials do not leak from the vehicle.</li> <li>•Where practicable, vehicle washing facilities with high pressure water jet should be provided at every discernible or designated vehicle exit point. The area where vehicle washing takes place and the road section between the washing facilities and the exit point should be paved with concrete, bituminous materials or hardcores;</li> <li>•When there are open excavation and reinstatement works, hoarding of not less than 2.4m high should be provided and properly maintained as far as practicable along the site boundary with provision for public crossing. Good site practice shall also be adopted by the Contractor to ensure the conditions of the hoardings are properly maintained throughout the construction period;</li> <li>•The portion of any road leading only to construction site that is within 30m of a vehicle entrance or exit should be kept clear of dusty materials;</li> <li>•Surfaces where any pneumatic or power-driven drilling, cutting, polishing or other mechanical breaking operation takes place should be sprayed with water or a dust suppression chemical continuously;</li> <li>•Any area that involves demolition activities should be</li> </ul>						

Environmental Mitigation Implementation Schedule  
Contract No. HY/2014/20 (Yau Ma Tei West)

EIA Ref.	EM&A Log Ref.	Recommended Mitigation Measures	Objectives of the Recommended Measures & Main Concerns to address	Implementation Agent	Location / Timing	Implementation Stage	Requirements and/or standards to be achieved	Implementation Status
		<p>sprayed with water or a dust suppression chemical immediately prior to, during and immediately after the activities so as to maintain the entire surface wet;</p> <ul style="list-style-type: none"> <li>Any skip hoist for material transport should be totally enclosed by impervious sheeting;</li> <li>Every stock of more than 20 bags of cement or dry-pulverised fuel ash (PFA) should be covered entirely by impervious sheeting or placed in an area sheltered on the top and the 3 sides;</li> <li>Loading, unloading, transfer, handling or storage of bulk cement or dry PFA should be carried out in a totally enclosed system or facility, and any vent or exhaust should be fitted with an effective fabric filter or equivalent air pollution control system</li> <li>Exposed earth should be properly treated by compaction, turfing, hydroseeding, vegetation planting or sealing with latex, vinyl, bitumen, shotcrete or other suitable surface stabilizer within six months after the last construction activity on the construction site or part of the construction site where the exposed earth lies.</li> </ul>						
S4.3.10	D6	Implement regular dust monitoring under EM&A programme during the construction stage.	Monitoring of dust impact	Contractor	Selected rep. dust monitoring station	Construction stage	<ul style="list-style-type: none"> <li>TM-EIA</li> </ul>	<ul style="list-style-type: none"> <li>Implemented</li> </ul>
Construction Noise (Airborne)								

Environmental Mitigation Implementation Schedule  
Contract No. HY/2014/20 (Yau Ma Tei West)

EIA Ref.	EM&A Log Ref.	Recommended Mitigation Measures	Objectives of the Recommended Measures & Main Concerns to address	Implementation Agent	Location / Timing	Implementation Stage	Requirements and/or standards to be achieved	Implementation Status
S5.4.1	N1	<p>Implement the following good site practices:</p> <ul style="list-style-type: none"> <li>• Only well-maintained plant should be operated on-site and plant should be serviced regularly during the construction programme;</li> <li>• Machines and plant (such as trucks, cranes) that may be in intermittent use should be shut down between work periods or should be throttled down to a minimum;</li> <li>• Plant known to emit noise strongly in one direction, where possible, be orientated so that the noise is directed away from nearby NSRs;</li> <li>• Silencers or mufflers on construction equipment should be properly fitted and maintained during the construction works;</li> <li>• Mobile plant should be sited as far away from NSRs as possible and practicable;</li> <li>• Material stockpiles, mobile container site office and other structures should be effectively utilized, where practicable, to screen noise from on-site construction activities.</li> </ul>	Control construction airborne noise	Contractor	All construction sites	Construction stage	<ul style="list-style-type: none"> <li>• Annex 5, TM-EIAO</li> </ul>	<ul style="list-style-type: none"> <li>• Implemented</li> </ul>
S5.4.1	N2	Install temporary hoarding located on the site boundaries between noisy construction activities and NSRs. The conditions of hoardings shall be properly maintained throughout the construction period.	Reduce the construction noise levels at low-level zone of NSRs through partial screening	Contractor	All construction sites	Construction stage	<ul style="list-style-type: none"> <li>• Annex 5, TM-EIAO</li> </ul>	<ul style="list-style-type: none"> <li>• Implemented</li> </ul>
S5.4.1	N3	Install movable noise barriers (typical design is wooden framed barrier with a small-cantilevered on a skid footing with 25mm thick internal sound absorptive lining), acoustic mat or full enclosure,	Screen the noisy plant items to be used at all construction	Contractor	All construction sites where practicable	Construction stage	<ul style="list-style-type: none"> <li>• Annex 5, TM-EIAO</li> </ul>	<ul style="list-style-type: none"> <li>• Implemented</li> </ul>

Environmental Mitigation Implementation Schedule  
Contract No. HY/2014/20 (Yau Ma Tei West)

EIA Ref.	EM&A Log Ref.	Recommended Mitigation Measures	Objectives of the Recommended Measures & Main Concerns to address	Implementation Agent	Location / Timing	Implementation Stage	Requirements and/or standards to be achieved	Implementation Status
		screen the noisy plants including air compressors, generators and handheld breakers, etc.	sites					
S5.4.1	N4	Use 'Quiet plant'	Reduce the noise levels of plant items	Contractor	All construction sites where practicable	Construction stage	• Annex 5, TM-EIAO	• Implemented
S5.4.1	N5	Loading/ unloading activities should be carried out inside the full enclosure of mucking out points.	Reduce the noise levels of loading/ unloading activities	Contractor	Mucking out locations	Construction stage	• Annex 5, TM-EIAO	• Implemented
S5.4.1	N6	Sequencing operation of construction plants where practicable.	Operate sequentially within the same work site to reduce the construction airborne noise	Contractor	All construction sites where practicable	Construction stage	• Annex 5, TM-EIAO	• Implemented
S5.4.1	N7	Implement a noise monitoring programme under EM&A programme.	Monitor the construction noise levels at the selected representative locations	Contractor	Selected rep. noise monitoring station	Construction stage	• TM-EIAO	• Implemented
Water Quality (Construction Phase)								
S6.9.1.1	W1	In accordance with the Practice Note for Professional Persons on Construction Site Drainage, Environmental Protection Department, 1994 (ProPECC PN1/94), construction phase mitigation measures shall include	To minimize water quality impact from the construction site	Contractor	All construction sites where practicable	Construction stage	• Water Pollution Control Ordinance	• Implemented



Environmental Mitigation Implementation Schedule  
Contract No. HY/2014/20 (Yau Ma Tei West)

EIA Ref.	EM&A Log Ref.	Recommended Mitigation Measures	Objectives of the Recommended Measures & Main Concerns to address	Implementation Agent	Location / Timing	Implementation Stage	Requirements and/or standards to be achieved	Implementation Status
		<p>the following:</p> <p><u>Construction Runoff</u></p> <ul style="list-style-type: none"> <li>At the start of site establishment, perimeter cut-off drains to direct off-site water around the site should be constructed with internal drainage works and erosion and sedimentation control facilities implemented. Channels (both temporary and permanent drainage pipes and culverts), earth bunds or sand bag barriers should be provided on site to direct stormwater to silt removal facilities. The design of the temporary on-site drainage system will be undertaken by the contractor prior to the commencement of construction;</li> <li>The dikes or embankments for flood protection should be implemented around the boundaries of earthwork areas. Temporary ditches should be provided to facilitate the runoff discharge into an appropriate watercourse, through a silt/ sediment trap. The sediment/ silt traps should be incorporated in the permanent drainage channels to enhance deposition rates;</li> <li>The design of efficient silt removal facilities should be based on the guidelines in Appendix A1 of ProPECC PN 1/94, which states that the retention time for silt/ sand traps should be 5 minutes under maximum flow conditions. Sizes may vary depending upon the flow rate, but for a flow rate of 0.1 m<sup>3</sup>/s a sedimentation basin of 30 m<sup>3</sup> would be required and for a flow rate of 0.5 m<sup>3</sup>/s the</li> </ul>	runoff and general construction activities				<ul style="list-style-type: none"> <li>ProPECC PN 1/94</li> <li>TM-EIAO</li> <li>TM-DSS</li> </ul>	

Environmental Mitigation Implementation Schedule  
Contract No. HY/2014/20 (Yau Ma Tei West)

EIA Ref.	EM&A Log Ref.	Recommended Mitigation Measures	Objectives of the Recommended Measures & Main Concerns to address	Implementation Agent	Location / Timing	Implementation Stage	Requirements and/or standards to be achieved	Implementation Status
		<p>basin would be 150 m<sup>3</sup>. The detailed design of the sand/ silt traps shall be undertaken by the contractor prior to the commencement of construction;</p> <ul style="list-style-type: none"> <li>• All exposed earth areas should be completed and vegetated as soon as possible after earthworks have been completed, or alternatively, within 14 days of the cessation of earthworks where practicable. Exposed slope surfaces should be covered by tarpaulin or other means;</li> <li>• The overall slope of the site should be kept to a minimum to reduce the erosive potential of surface water flows, and all traffic areas and access roads protected by coarse stone ballast. An additional advantage accruing from the use of crushed stone is the positive traction gained during prolonged periods of inclement weather and the reduction of surface sheet flows;</li> <li>• All drainage facilities and erosion and sediment control structures should be regularly inspected and maintained to ensure proper and efficient operation at all times and particularly following rainstorms. Deposited silt and grit should be removed regularly and disposed of by spreading evenly over stable, vegetated areas;</li> <li>• Measures should be taken to minimize the ingress of site drainage into excavations. If the excavation of trenches in wet periods is necessary, they should be dug and backfilled in short sections wherever practicable. Water pumped out from</li> </ul>						

Environmental Mitigation Implementation Schedule  
 Contract No. HY/2014/20 (Yau Ma Tei West)

EIA Ref.	EM&A Log Ref.	Recommended Mitigation Measures	Objectives of the Recommended Measures & Main Concerns to address	Implementation Agent	Location / Timing	Implementation Stage	Requirements and/or standards to be achieved	Implementation Status
		<p>trenches or foundation excavations should be discharged into storm drains via silt removal facilities;</p> <ul style="list-style-type: none"> <li>• Open stockpiles of construction materials (for example, aggregates, sand and fill material) of more than 50m<sup>3</sup> should be covered with tarpaulin or similar fabric during rainstorms. Measures should be taken to prevent the washing away of construction materials, soil, silt or debris into any drainage system;</li> <li>• Manholes should always be adequately covered and temporarily sealed so as to prevent silt, construction materials or debris being washed into the drainage system and storm runoff being directed into foul sewers;</li> <li>• Precautions be taken at any time of year when rainstorms are likely, actions to be taken when a rainstorm is imminent or forecasted, and actions to be taken during or after rainstorms are summarized in Appendix A2 of ProPECC PN 1/94. Particular attention should be paid to the control of silty surface runoff during storm events, especially for areas located near steep slopes;</li> <li>• All vehicles and plant should be cleaned before leaving a construction site to ensure no earth, mud, debris and the like is deposited by them on roads. An adequately designed and site wheel washing facilities should be provided at every construction site exit where practicable. Wash-water should have sand and silt settled out</li> </ul>						

Environmental Mitigation Implementation Schedule  
Contract No. HY/2014/20 (Yau Ma Tei West)

EIA Ref.	EM&A Log Ref.	Recommended Mitigation Measures	Objectives of the Recommended Measures & Main Concerns to address	Implementation Agent	Location / Timing	Implementation Stage	Requirements and/or standards to be achieved	Implementation Status
		<p>and removed at least on a weekly basis to ensure the continued efficiency of the process. The section of access road leading to, and exiting from, the wheel wash bay to the public road should be paved with sufficient backfall toward the wheel wash bay to prevent vehicle tracking of soil and silty water to public roads and drains;</p> <ul style="list-style-type: none"> <li>• Oil interceptors should be provided in the drainage system downstream of any oil/ fuel pollution sources. The oil interceptors should be emptied and cleaned regularly to prevent the release of oil and grease into the storm water drainage system after accidental spillage. A bypass should be provided for the oil interceptors to prevent flushing during heavy rain;</li> <li>• Construction solid waste, debris and rubbish on site should be collected, handled and disposed of properly to avoid water quality impacts;</li> <li>• All fuel tanks and storage areas should be provided with locks and sited on sealed areas, within bunds of a capacity equal to 110% of the storage capacity of the largest tank to prevent spilled fuel oils from reaching water sensitive receivers nearby;</li> <li>• Adopt best management practices;</li> <li>• All earth works should be conducted sequentially to limit the amount of construction runoff generated from exposed areas during the wet season (April to December) as far as practicable.</li> </ul>						

Environmental Mitigation Implementation Schedule  
Contract No. HY/2014/20 (Yau Ma Tei West)

EIA Ref.	EM&A Log Ref.	Recommended Mitigation Measures	Objectives of the Recommended Measures & Main Concerns to address	Implementation Agent	Location / Timing	Implementation Stage	Requirements and/or standards to be achieved	Implementation Status
S6.9.1.2	W2	<p><u>Tunneling Works and Underground Works</u></p> <ul style="list-style-type: none"> <li>• Cut-&amp;-cover tunneling work should be conducted sequentially to limit the amount of construction runoff generated from exposed areas during the wet season (April to December) as far as practicable.</li> <li>• Uncontaminated discharge should pass through sedimentation tanks prior to off-site discharge;</li> <li>• The wastewater with a high concentration of SS should be treated (e.g. by sedimentation tanks with sufficient retention time) before discharge. Oil interceptors would also be required to remove the oil, lubricants and grease from the wastewater;</li> <li>• Direct discharge of the bentonite slurry (as a result of D-wall) is not allowed. It should be reconditioned and reused wherever practicable. Temporary storage locations (typically a properly closed warehouse) should be provided on site for any unused bentonite that needs to be transported away after all the related construction activities area completed. The requirements in ProPECC PN 1/94 should be adhered to in the handling and disposal of bentonite slurries.</li> </ul>	To minimize construction water quality impact from tunneling works	Contractor	All tunneling portion	Construction stage	<ul style="list-style-type: none"> <li>• Water Pollution Control Ordinance</li> <li>• ProPECC PN 1/94</li> <li>• TM-DSS</li> <li>• TM-EIAO</li> </ul>	• N/A
S6.9.1.3	W3	<p><u>Sewage Effluent</u></p> <ul style="list-style-type: none"> <li>• Portable chemical toilets and sewage holding tanks are recommended for handling the construction sewage generated by the workforce. A licensed contractor should be employed to provide</li> </ul>	To minimize water quality from sewage effluent	Contractor	All construction sites where practicable	Construction stage	<ul style="list-style-type: none"> <li>• Water Pollution Control Ordinance</li> <li>• TM-DSS</li> </ul>	• Implemented

Environmental Mitigation Implementation Schedule  
Contract No. HY/2014/20 (Yau Ma Tei West)

EIA Ref.	EM&A Log Ref.	Recommended Mitigation Measures	Objectives of the Recommended Measures & Main Concerns to address	Implementation Agent	Location / Timing	Implementation Stage	Requirements and/or standards to be achieved	Implementation Status
		appropriate and adequate portable toilets and be responsible for appropriate disposal and maintenance.						
S6.9.1.5	W4	<p><u>Groundwater from Potential Contaminated Area:</u></p> <ul style="list-style-type: none"> <li>No direct discharge of groundwater from contaminated areas should be adopted.</li> <li>A discharge license under the WPCO through the Regional Office of EPD for groundwater discharge should be applied. Prior to the excavation works within these potentially contaminated areas, the groundwater quality should be reviewed during the process of discharge license application. The compliance to the Technical Memorandum on Standards for Effluents Discharged into Drainage on Sewerage Systems, Inland and Coastal Waters (TM-DSS) and the existence of prohibited substance should be confirmed. If the review results indicated that the groundwater to be generated from the excavation works would be contaminated, the contaminated groundwater should be either properly treated in compliance with the requirements of the TM-DSS or properly recharged into the ground.</li> <li>If wastewater treatment is deployed, the wastewater treatment unit shall deploy suitable treatment process (e.g. oil interceptor / activated carbon) to reduce the pollution level to an</li> </ul>	To minimize groundwater quality impact from contaminated area	Contractor	Excavation areas where contamination is found	Construction stage	<ul style="list-style-type: none"> <li>Water Pollution Control Ordinance</li> <li>TM-DSS</li> <li>TM-EIAO</li> </ul>	<ul style="list-style-type: none"> <li>Implemented</li> </ul>

Environmental Mitigation Implementation Schedule  
Contract No. HY/2014/20 (Yau Ma Tei West)

EIA Ref.	EM&A Log Ref.	Recommended Mitigation Measures	Objectives of the Recommended Measures & Main Concerns to address	Implementation Agent	Location / Timing	Implementation Stage	Requirements and/or standards to be achieved	Implementation Status
		<p>acceptable standard and remove any prohibited substances (e.g. TPH) to undetectable range. All treated effluent from wastewater treatment plant shall meet the requirements as stated in TM-DSS and should be discharged into the foul sewers.</p> <ul style="list-style-type: none"> <li>If groundwater recharging wells are deployed, recharging wells should be installed as appropriate for recharging the contaminated groundwater back into the ground. The recharging wells should be selected at places where the groundwater quality will not be affected by the recharge operation as indicated in the Section 2.3 of TM-DSS. The baseline groundwater quality shall be determined prior to the selection of the recharge wells, and submit a working plan (including the laboratory analytical results showing the quality of groundwater at the proposed recharge location(s) as well as the pollutant levels of groundwater to be recharged) to EPD for agreement. Pollution levels of groundwater to be recharged shall not be higher than pollutant levels of ambient groundwater at the recharge well. Prior to recharge, any prohibited substances such as TPH products should be removed as necessary by installing the petrol interceptor.</li> </ul>						
S6.9.1.6	W6	<p><u>Accidental Spillage</u></p> <p>In order to prevent accidental spillage of chemicals, the following is recommended:</p>	To minimize water quality impact from accidental	Contractor	All construction site where practicable	Construction stage	<ul style="list-style-type: none"> <li>Water Pollution Control Ordinance</li> </ul>	<ul style="list-style-type: none"> <li>Implemented</li> </ul>

Environmental Mitigation Implementation Schedule  
Contract No. HY/2014/20 (Yau Ma Tei West)

EIA Ref.	EM&A Log Ref.	Recommended Mitigation Measures	Objectives of the Recommended Measures & Main Concerns to address	Implementation Agent	Location / Timing	Implementation Stage	Requirements and/or standards to be achieved	Implementation Status
		<ul style="list-style-type: none"> <li>All the tanks, containers, storage area should be bunded and the locations should be locked as far as possible from the sensitive watercourse and stormwater drains;</li> <li>The Contractor should register as a chemical waste producer if chemical wastes would be generated. Storage of chemical waste arising from the construction activities should be stored with suitable labels and warnings.</li> </ul> <p>Disposal of chemical wastes should be conducted in compliance with the requirements as stated in the Waste Disposal (Chemical Waste) (General) Regulation.</p>	spillage				<ul style="list-style-type: none"> <li>ProPECC PN 1/94</li> <li>TM-EIAO</li> <li>TM-DSS</li> </ul>	
Waste Management (Construction Waste)								
S7.4.1	WM1	<p><u>On-site sorting of C&amp;D material</u></p> <ul style="list-style-type: none"> <li>Geological assessment should be carried out by competent persons on site during excavation to identify materials which are not suitable to use as aggregate in structural concrete (e.g. volcanic rock, Aplite dyke rock, etc.). Volcanic rock and Aplite dyke rock should be separated at the source sites as far as practicable and stored at designated stockpile area preventing them from delivering to crushing facilities. The crushing plant operator should also be reminded to set up measures to prevent unsuitable rock from ending up at concrete batching plants and be turned into concrete for</li> </ul>	Separation of unsuitable rock from ending up at concrete batching plants and be turned into concrete for structural use	Contractor	All construction sites	Construction stage	<ul style="list-style-type: none"> <li>DEVB (W) No. 6/2010</li> </ul>	<ul style="list-style-type: none"> <li>N/A</li> </ul>



Environmental Mitigation Implementation Schedule  
Contract No. HY/2014/20 (Yau Ma Tei West)

EIA Ref.	EM&A Log Ref.	Recommended Mitigation Measures	Objectives of the Recommended Measures & Main Concerns to address	Implementation Agent	Location / Timing	Implementation Stage	Requirements and/or standards to be achieved	Implementation Status
		structural use. Details regarding control measures at source site and crushing facilities should be submitted by the Contractor for the Engineer to review and agree. In addition, site records should also be kept for the types of rock materials excavated and the traceability of delivery will be ensured with the implementation of Trip Ticket System and enforced by site supervisory staff as stipulated under DEVB TC(W) No. 6/2010 for tracking of the correct delivery to the rock crushing facilities for processing into aggregates. Alternative disposal option for the reuse of volcanic rock and Aplite Dyke rock, etc. should be explored.						
S7.5.1	WM2	<p><u>Construction and Demolition Material</u></p> <ul style="list-style-type: none"> <li>• Maintain temporary stockpiles and reuse excavated fill material for backfilling and reinstatement;</li> <li>• Carry out on-site sorting;</li> <li>• Make provisions in the Contract documents to allow and promote the use of recycled aggregates where appropriate;</li> <li>• Adopt 'selective demolition' technique to demolish the existing structures and facilities with a view to recovering broken concrete effectively for recycling purpose, where possible;</li> <li>• Implement a trip-ticket system for each works contract to ensure that the disposal of C&amp;D materials are properly documented and verified; and</li> <li>• Implement an enhanced Waste Management Plan</li> </ul>	Good site practice to minimize the waste generation and recycle the C&D materials as far as practicable so as to reduce the amount for final disposal	Contractor	All construction sites	Construction stage	<ul style="list-style-type: none"> <li>• Land (Miscellaneous Provisions) Ordinance</li> <li>• Waste Disposal Ordinance</li> <li>• ETWB TCW No. 19/2005</li> </ul>	<ul style="list-style-type: none"> <li>• Implemented</li> </ul>

Environmental Mitigation Implementation Schedule  
Contract No. HY/2014/20 (Yau Ma Tei West)

EIA Ref.	EM&A Log Ref.	Recommended Mitigation Measures	Objectives of the Recommended Measures & Main Concerns to address	Implementation Agent	Location / Timing	Implementation Stage	Requirements and/or standards to be achieved	Implementation Status
		similar to ETWBTC (Works) No. 19/2005 – “Environmental Management on Construction Sites” to encourage on-site sorting of C&D materials and to minimize their generation during the course of construction.						
S7.5.1	WM3	<p><b>C&amp;D Waste</b></p> <ul style="list-style-type: none"> <li>Standard formwork or pre-fabrication should be used as far as practicable in order to minimize the arising of C&amp;D materials. The use of more durable formwork or plastic facing for the construction works should be considered. Use of wooden hoardings should not be used, as in other projects. Metal hoarding should be used to enhance the possibility of recycling. The purchasing of construction materials will be carefully planned in order to avoid over ordering and wastage;</li> <li>The Contractor should recycle as much of the C&amp;D materials as possible on-site. Public fill and C&amp;D waste should be segregated and stored in different containers or skips to enhance reuse or recycling of materials and their proper disposal. Where practicable, concrete and masonry can be crushed and used as fill. Steel reinforcement bar can be used by scrap steel mills. Different areas of the sites should be considered for such segregation and storage.</li> </ul>	Good site practice to minimize the waste generation and recycle the C&D materials as far as practicable so as to reduce the amount for final disposal	Contractor	All construction sites	Construction stage	<ul style="list-style-type: none"> <li>Land (Miscellaneous Provisions) Ordinance</li> <li>Waste Disposal Ordinance</li> <li>ETWB TCW No. 19/2005</li> </ul>	<ul style="list-style-type: none"> <li>Implemented</li> </ul>

Environmental Mitigation Implementation Schedule  
Contract No. HY/2014/20 (Yau Ma Tei West)

EIA Ref.	EM&A Log Ref.	Recommended Mitigation Measures	Objectives of the Recommended Measures & Main Concerns to address	Implementation Agent	Location / Timing	Implementation Stage	Requirements and/or standards to be achieved	Implementation Status
S7.5.1	WM5	<p><u>Land-based Sediment</u></p> <ul style="list-style-type: none"> <li>All construction plant and equipment shall be designed and maintained to minimize the risk of silt, sediments, contaminants or other pollutants being released into the water column or deposited in the locations other than designated location;</li> <li>All vessels shall be sized such that adequate draft is maintained between vessels and the sea bed at all states of the tide to ensure that undue turbidity is not generated by turbulence from vessel movement or propeller wash;</li> <li>Before moving the vessels which are used for transporting dredged material, excess material shall be cleaned from the decks and exposed fittings of vessels and the excess materials shall never be dumped into the sea except at the approved locations;</li> <li>Adequate freeboard shall be maintained on barges to ensure that decks are not washed by wave action.</li> <li>The Contractors shall monitor all vessels transporting material to ensure that no dumping outside the approved location takes place. The Contractor shall keep and produce logs and other records to demonstrate compliance and that journeys are consistent with designated locations and copies of such records shall be submitted to the engineers;</li> <li>The Contractors shall comply with the conditions in the dumping licence.</li> </ul>	To control pollution due to marine sediment	Contractor	Along CKR alignment	Construction stage	<ul style="list-style-type: none"> <li>ETWB TCW No. 34/2002</li> </ul>	<ul style="list-style-type: none"> <li>Implemented</li> </ul>

Environmental Mitigation Implementation Schedule  
Contract No. HY/2014/20 (Yau Ma Tei West)

EIA Ref.	EM&A Log Ref.	Recommended Mitigation Measures	Objectives of the Recommended Measures & Main Concerns to address	Implementation Agent	Location / Timing	Implementation Stage	Requirements and/or standards to be achieved	Implementation Status
		<ul style="list-style-type: none"> <li>All bottom dumping vessels (Hopper barges) shall be fitted with tight fittings seals to their bottom openings to prevent leakage of material;</li> <li>The material shall be placed into the disposal pit by bottom dumping;</li> <li>Contaminated marine mud shall be transported by spit barge of not less than 750m3 capacity and capable of rapid opening and discharge at the disposal site;</li> <li>Discharge shall be undertaken rapidly and the hoppers shall be closed immediately. Material adhering to the sides of the hopper shall not be washed out of the hopper and the hopper shall remain closed until the barge returns to the disposal site.</li> <li>For Type 3 special disposal treatment, sealing of contaminant with geosynthetic containment before dropping designated mud pit would be a possible arrangement. A geosynthetic containment method is a method whereby the sediments are sealed in geosynthetic containers and, the containers would be dropped into the designated contaminated mud pit where they would be covered by further mud disposal and later by the mud pit capping at the disposal site, thereby fulfilling the requirements for fully confined mud disposal.</li> </ul>						
S7.5.1	WM6	<u>Chemical Waste</u> <ul style="list-style-type: none"> <li>Chemical waste that is produced, as defined by Schedule 1 of the Waste Disposal (Chemical Waste) (General) Regulation, should be handled in</li> </ul>	Control the chemical waste and ensure proper storage,	Contractor	All construction sites	Construction stage	<ul style="list-style-type: none"> <li>Waste Disposal (Chemical Waste)</li> </ul>	<ul style="list-style-type: none"> <li>Implemented</li> </ul>

Environmental Mitigation Implementation Schedule  
Contract No. HY/2014/20 (Yau Ma Tei West)

EIA Ref.	EM&A Log Ref.	Recommended Mitigation Measures	Objectives of the Recommended Measures & Main Concerns to address	Implementation Agent	Location / Timing	Implementation Stage	Requirements and/or standards to be achieved	Implementation Status
		<p>accordance with the Code of Practice on the Packaging, Labelling and Storage of Chemical Wastes;</p> <ul style="list-style-type: none"> <li>Containers used for the storage of chemical wastes should be suitable for the substance they are holding, resistant to corrosion, maintained in a good condition, and securely closed, have a capacity of less than 450 L unless the specification has been approved by EPD, and display a label in English and Chinese in accordance with instructions prescribed in Schedule 2 of the regulation;</li> <li>The storage area for chemical wastes should be clearly labelled and used solely for the storage of chemical waste, enclosed on at least 3 sides, have an impermeable floor and bunding of sufficient capacity to accommodate 110% of the volume of the largest container or 20% of the total volume of waste stored in that area, whichever is the greatest, have adequate ventilation, covered to prevent rainfall entering, and arranged so that incompatible materials are adequately separated;</li> <li>Disposal of chemical waste should be via a licensed waste collector, be to a facility licensed to receive chemical waste, such as the Chemical Waste Treatment Centre which also offers a chemical waste collection service and can supply the necessary storage containers, or be to a reuser of the waste, under approval from EPD.</li> </ul>	<p>handling and disposal</p>				<p>(General) Regulation</p> <ul style="list-style-type: none"> <li>Code of Practice on the Packaging, Labelling and Storage of Chemical Waste</li> </ul>	

Environmental Mitigation Implementation Schedule  
Contract No. HY/2014/20 (Yau Ma Tei West)

EIA Ref.	EM&A Log Ref.	Recommended Mitigation Measures	Objectives of the Recommended Measures & Main Concerns to address	Implementation Agent	Location / Timing	Implementation Stage	Requirements and/or standards to be achieved	Implementation Status
S7.5.1	WM7	<u>General Refuse</u> <ul style="list-style-type: none"> <li>General refuse generated on-site should be stored in enclosed bins or compaction units separately from construction and chemical wastes;</li> <li>A reputable waste collector should be employed by the Contractor to remove general refuse from the site, separately from construction and chemical wastes, on a daily basis to minimize odour, pest and litter impacts. Burning of refuse on construction sites is prohibited by law.</li> <li>Aluminum cans are often recovered from the waste stream by individual collectors if they are segregated and made easily accessible. Separate labelled bins for their deposit should be provided if feasible;</li> <li>Office wastes can be reduced through the recycling of paper if volumes are large enough to warrant collection. Participation in a local collection scheme should be considered by the Contractor.</li> </ul>	Minimize production of the general refuse and avoid odour, pest and litter impacts	Contractor	All construction sites	Construction stage	<ul style="list-style-type: none"> <li>Waste Disposal Ordinance</li> </ul>	<ul style="list-style-type: none"> <li>Implemented, deficiency rectified after observation</li> </ul>
Land Contamination								
S8.9 & Appendix 8.4	LC2	<u>Excavation of the Contaminated Soil</u> <ul style="list-style-type: none"> <li>Prior to commencement of the excavation works at the contamination zone, the zone should be clearly marked out on site and the surface levels recorded. Excavation of contaminated material should be undertaken using dedicated earth-moving plant.</li> <li>The excavated contaminated soils would be stockpiled at designated area on site and covered by sheet to prevent dispersion of contamination</li> </ul>	The contaminated soil will be excavated for on-site reuse	Contractor	PBH4	Prior to commencement of construction works within the contaminated area	<ul style="list-style-type: none"> <li>Practice Guide (PG) for Investigation and Remediation of Contaminated Land</li> </ul>	<ul style="list-style-type: none"> <li>Implemented</li> </ul>

Environmental Mitigation Implementation Schedule  
Contract No. HY/2014/20 (Yau Ma Tei West)

EIA Ref.	EM&A Log Ref.	Recommended Mitigation Measures	Objectives of the Recommended Measures & Main Concerns to address	Implementation Agent	Location / Timing	Implementation Stage	Requirements and/or standards to be achieved	Implementation Status					
		<p>during stockpiling.</p> <ul style="list-style-type: none"> <li>The Contractor should pay attention to the selection of suitable groundwater lowering schemes and discharge points if the groundwater table is higher than the contaminated soils during excavation. The Contractor should also obtain a valid Water Pollution Control Ordinance (WPCO) discharge licence from EPD where applicable.</li> </ul>					<ul style="list-style-type: none"> <li>Guidance Notes for Contaminated Land Assessment and Remediation</li> <li>Guidance Manual for Use of Risk-Based Remediation Goals (RBRGs) for Contaminated Land Management</li> </ul>						
S8.9 & Appendix 8.4	LC3	<ul style="list-style-type: none"> <li>Following completion of the excavation to the specified depth, at least one sample from the base of the excavation and four samples evenly distributed along the boundary of the excavation shall be taken for a closure assessment testing. The acceptance criterion is shown below:</li> </ul> <table border="1" data-bbox="376 970 900 1094"> <thead> <tr> <th>Locations</th> <th>Testing requirement</th> <th>Acceptance Criteria</th> </tr> </thead> <tbody> <tr> <td>PBH4</td> <td>PCBs</td> <td>RBRGs (Public Park)</td> </tr> </tbody> </table> <ul style="list-style-type: none"> <li>If the results of analysis below the RBRGs (Public Park), no further excavation will be required.</li> </ul> <p>If the analysis indicates presence of contamination (i.e. noncompliance of the acceptance criteria), further excavation shall be carried out in 0.5m increment vertically and/or horizontally depending on the location(s) of the sample(s) which has exceeded the acceptance criteria. Further sampling shall also be conducted for compliance testing. The process of</p>	Locations	Testing requirement	Acceptance Criteria	PBH4	PCBs	RBRGs (Public Park)					<ul style="list-style-type: none"> <li>Implemented</li> </ul>
Locations	Testing requirement	Acceptance Criteria											
PBH4	PCBs	RBRGs (Public Park)											

Environmental Mitigation Implementation Schedule  
Contract No. HY/2014/20 (Yau Ma Tei West)

EIA Ref.	EM&A Log Ref.	Recommended Mitigation Measures	Objectives of the Recommended Measures & Main Concerns to address	Implementation Agent	Location / Timing	Implementation Stage	Requirements and/or standards to be achieved	Implementation Status
		excavation,sampling and compliance testing should continue until all contaminated materials are removed and should be supervised by a Land Contamination Specialist.						
Appendix 8.4	LC4	<ul style="list-style-type: none"> <li>A Remediation Report (RR) to demonstrate adequate clean-up shall be prepared and submitted to EPD for endorsement prior to the commencement of any construction/development works within the sites. No construction/development works shall be carried out prior to the endorsement of the RR by EPD.</li> </ul>						<ul style="list-style-type: none"> <li>Implemented</li> </ul>
Hazard to Life								
S9.18	H8	The driver and his assistant should be physically healthy, experienced and have good safe driving records. The driver should hold a proper driving licence for the approved transport truck. Dedicated training programme and regular road safety briefing sessions/ workshops should be provided to enhance their safe driving attitude and practice. Smoking should be strictly prohibited.	To reduce the risk during explosives transport	Contractor	Works areas at which explosives would be used	Construction stage	-	<ul style="list-style-type: none"> <li>N/A</li> </ul>
S9.18	H9	Emergency response plans in case of road accident should be prepared and implemented. The driver and his assistant should be familiar with the emergency procedures including evacuation, and proper communication/ fire-fighting equipment should be provided to the driver and his assistant.	To reduce the risk during explosives transport	Contractor	Works areas at which explosives would be used	Construction stage	-	<ul style="list-style-type: none"> <li>N/A</li> </ul>
Landscape & Visual								



Environmental Mitigation Implementation Schedule  
Contract No. HY/2014/20 (Yau Ma Tei West)

EIA Ref.	EM&A Log Ref.	Recommended Mitigation Measures	Objectives of the Recommended Measures & Main Concerns to address	Implementation Agent	Location / Timing	Implementation Stage	Requirements and/or standards to be achieved	Implementation Status
S10.10.1 Table 10.11	LV3	<u>Good Site Management</u> <ul style="list-style-type: none"> <li>Large temporary stockpiles of excavated material shall be covered with unobtrusive sheeting to prevent dust and dirt spreading to adjacent landscape areas and vegetation, and to create a neat and tidy visual appearance.</li> <li>Construction plant and building material shall be orderly and carefully stored in order to create a neat and tidy visual appearance.</li> </ul>	Minimize visual impact	Contractor	Within Project site	Construction stage	-	<ul style="list-style-type: none"> <li>Implemented</li> </ul>
S10.10.1 Table 10.11	LV4	<u>Screen Hoarding</u> <ul style="list-style-type: none"> <li>Decorative screen hoarding should be erected to screen the public from the construction area. It should be designed to be compatible with the existing urban context.</li> </ul>	Minimize visual impact	Contractor	Within Project site	Construction stage	-	<ul style="list-style-type: none"> <li>Implemented</li> </ul>
S10.10.1 Table 10.11	LV5	<u>Lighting Control during Construction</u> <ul style="list-style-type: none"> <li>All lighting in the construction site shall be carefully controlled to minimize light pollution and night-time glare to nearby residencies and GIC. The Contractor shall consider other security measures, which shall minimize the visual impacts.</li> </ul>	Minimize visual impact	Contractor	Within Project site	Construction stage	-	<ul style="list-style-type: none"> <li>Implemented</li> </ul>
S10.10.1 Table 10.11	LV6	<u>Erosion Control</u> <ul style="list-style-type: none"> <li>The potential for soil erosion shall be reduced by minimizing the extent of vegetation disturbance on site and by providing a protective cover over newly exposed soil.</li> </ul>	Minimize landscape impact	Contractor	Within Project site	Construction stage	-	<ul style="list-style-type: none"> <li>N/A</li> </ul>
S10.10.1 Table 10.11	LV7	<u>Tree Protection &amp; Preservation</u> <ul style="list-style-type: none"> <li>Carefully protected during construction. Tree protection measures will be detailed at the Tree Removal Application stage and plans submitted to the relevant Government Department for approval</li> </ul>	Minimize landscape and visual impact	Contractor	Within Project site	Construction stage	<ul style="list-style-type: none"> <li>'Guidelines for Tree Risk Management and Assessment</li> </ul>	<ul style="list-style-type: none"> <li>Implemented</li> </ul>

Environmental Mitigation Implementation Schedule  
Contract No. HY/2014/20 (Yau Ma Tei West)

EIA Ref.	EM&A Log Ref.	Recommended Mitigation Measures	Objectives of the Recommended Measures & Main Concerns to address	Implementation Agent	Location / Timing	Implementation Stage	Requirements and/or standards to be achieved	Implementation Status
		in due course in accordance with ETWB TC no. 3/2006.					Arrangement on an Area Basis and on a Tree Basis', Greening, Landscape and Tree Management (GLTM) Section, DEVB <ul style="list-style-type: none"> <li>• Latest recommended horticultural practices from GLTM Section, DEVB</li> </ul>	
S10.10.1 Table 10.11	LV8	<u>Tree Transplantation</u> <ul style="list-style-type: none"> <li>• For trees unavoidably affected by the Project that have to be removed, where practical transplantation will be chosen as the top priority method of removal. If this is not possible or practical compensatory planting will be provided for trees unavoidably felled (See LV10). For trees unavoidably affected by the Project works that are transplanted, transplantation must be carried out in accordance with ETWB TCW 2/2004 and 3/2006.</li> </ul>	Minimize landscape and visual impact	Contractor	Within Project site and designated off-site locations	Prior to Construction stage	<ul style="list-style-type: none"> <li>• ETWB TCW 3/2006</li> <li>• Latest recommended horticultural practices from Greening, Landscape and Tree</li> </ul>	<ul style="list-style-type: none"> <li>• Implemented</li> </ul>

Environmental Mitigation Implementation Schedule  
Contract No. HY/2014/20 (Yau Ma Tei West)

EIA Ref.	EM&A Log Ref.	Recommended Mitigation Measures	Objectives of the Recommended Measures & Main Concerns to address	Implementation Agent	Location / Timing	Implementation Stage	Requirements and/or standards to be achieved	Implementation Status
							Management (GLTM) Section, DEVB • ETWB TCW 2/2004	
S10.10.1 Table 10.11	LV9	<p><u>Compensatory Planting</u></p> <ul style="list-style-type: none"> <li>For trees unavoidably affected by the Project that have to be removed, where practical transportation will be chosen as the top priority method of removal but if this is not possible or practical compensatory planting will be provided for trees unavoidably felled. All felled trees shall be compensated for by planting trees to the satisfaction of relevant Government projects. Required numbers and locations of compensatory trees shall be determined and agreed separately with Government during the Tree Felling Application process under ETWBTC 3/2006.</li> <li>Compensatory tree planting may be incorporated into public open spaces and along roadside amenity areas affected by the construction works and therefore be part of the bigger wider planting plans. Onsite compensation planting is preferred but if necessary, additional receptor sites outside the Works Area shall be agreed separately with Government during the Tree Felling Application process.</li> </ul>	Minimize visual impact and also enhance landscape	Contractor	Within Project site	Construction stage	<ul style="list-style-type: none"> <li>ETWB TCW 3/2006</li> <li>Latest recommended horticultural practices from Greening, Landscape and Tree Management (GLTM) Section, DEVB</li> <li>ETWB TCW 2/2004</li> </ul>	• Implemented
Cultural Heritage Impact (Construction Phase)								

Environmental Mitigation Implementation Schedule  
Contract No. HY/2014/20 (Yau Ma Tei West)

EIA Ref.	EM&A Log Ref.	Recommended Mitigation Measures	Objectives of the Recommended Measures & Main Concerns to address	Implementation Agent	Location / Timing	Implementation Stage	Requirements and/or standards to be achieved	Implementation Status
S11.4.4	CH1	The contractor should be alerted during the construction on the possibility of locating archaeological remains and as a precautionary measure, AMO shall be informed immediately in case of discovery of antiquities or supposed antiquities in the subject sites.	To preserve any cultural heritage items which may be removed and damaged by the excavation	Contractor	During construction works for cut and cover tunnels	Construction stage	<ul style="list-style-type: none"> <li>• AMOs requirements</li> </ul>	<ul style="list-style-type: none"> <li>• N/A</li> </ul>
EM&A Project								
S13.2	EM1	An Independent Environmental Checker needs to be employed as per the EM&A Manual	Control EM&A Performance	Highways Department	All construction sites	Construction stage	<ul style="list-style-type: none"> <li>• EIAO Guidance Note No. 4/2010</li> <li>• TM-EIAO</li> </ul>	<ul style="list-style-type: none"> <li>• Implemented</li> </ul>
S13.2-13.4	EM2	<ul style="list-style-type: none"> <li>• An Environmental Team needs to be employed as per the EM&amp;A Manual;</li> <li>• Prepare a systematic Environmental Management Plan to ensure effective implementation of the mitigation measures;</li> <li>• An environmental impact monitoring needs to be implemented by the Environmental Team to ensure all the requirements given in the EM&amp;A Manual are fully complied with.</li> </ul>	Perform environmental monitoring & auditing	Highways Department/ Contractor	All construction sites	Construction stage	<ul style="list-style-type: none"> <li>• EIAO Guidance Note No. 4/2010</li> <li>• TM-EIAO</li> </ul>	<ul style="list-style-type: none"> <li>• Implemented</li> </ul>

# Appendix G

## Monitoring Schedule of the Reporting Month

Impact Monitoring Schedule for YMTW						
Jun-23						
Sun	Mon	Tue	Wed	Thu	Fri	Sat
				1	2	3
4	5	6 Impact Air monitoring for W-A6 &W-A1 Noise monitoring for W-N1A, W-P11,W-N18 & W-N25A	7	8	9	10
11	12 Impact Air monitoring for W-A6 &W-A1 Noise monitoring for W-N1A, W-P11,W-N18 & W-N25A	13	14	15	16	17 Impact Air monitoring for W-A6 &W-A1 Noise monitoring for W-N1A, W-P11,W-N18 & W-N25A
18	19	20	21	22	23 Impact Air monitoring for W-A6 &W-A1 Noise monitoring for W-N1A, W-P11,W-N18 & W-N25A	24
25	26	27	28 Impact Air monitoring for W-A6 &W-A1 Noise monitoring for W-N1A, W-P11,W-N18 & W-N25A	29	30	

# Appendix H

## Calibration Certificates

### (Air Monitoring)



**Sibata LD-5R K-Factor Verification Test by Total Suspended Particulates HVS Test Report**

**Information of Calibrated Equipment**

Verification Test Date:	<b>1-Mar-23</b>	to	<b>2-Mar-23</b>	Next Verification Test Date:	<b>1-Mar-24</b>
Unit-under-Test- Model No.:	Sibata LD-5R				
Unit-under-Test Serial No.:	024545				
Our Report Reference No.:	RPT-23-HVS-0002				
Calibration Location:	Emax				

**Standard Equipment Information**

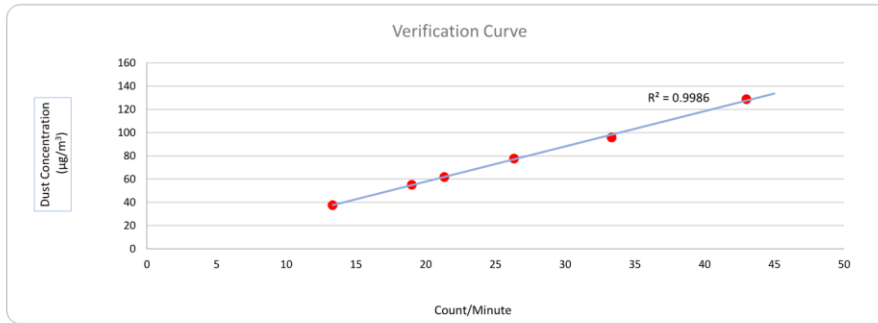
Verification Equipment Type:	Tisch TSP HVS	Tisch HVS Calibrator
Standard Equipment Model No.:	TE-5170X	TE-5025A
Equipment serial no.:	1086	3465
Last Calibration Date:	1-Mar-23	28-Jun-22
Next Calibration Date:	30-Apr-23	27-Jun-23

**Equipment Verification Result**


Verification Test No.	Date	Duration			Results from Calibrated Equipment		Results from Standard Equipment
		Start-time	End-time	Elapsed Time (in min)	Total Counts	Counts/ Minute x-axis	Dust Concentration (µg/m <sup>3</sup> ) y-axis
1	1/3/2023	5013.27	5016.34	184.20	4851	26	78
2	1/3/2023	5016.34	5019.34	180.00	6000	33	96
3	1/3/2023	5019.34	5022.34	180.00	7740	43	129
4	2/3/2023	5022.34	5025.34	180.00	3840	21	62
5	2/3/2023	5025.34	5028.34	180.00	2400	13	38
6	2/3/2023	5028.34	5031.34	180.00	3420	19	55

**Linear Regression of y on x**

Slope, K factor:	<b>3.0313</b>	Intercept:	<b>-2.8495</b>	*Correlation Coefficient, R:	<b>0.9993</b>
Verification Test Result:	<b>Strong Correlation, Results were accepted.</b>			* If the Correlation Coefficient, R is <0.5. Checking and Re-verification are required.	



Operated By: Andy Li   
 Project Technician, Environmental Date: 01-03-2023

Checked By: Tandy Tse   
 Senior Consultant, Environmental Date: 01-03-2023





**Sibata LD-5R K-Factor Verification Test by Total Suspended Particulates HVS Test Report**

**Information of Calibrated Equipment**

Verification Test Date:	<b>1-Mar-23</b>	to	<b>2-Mar-23</b>	Next Verification Test Date:	<b>1-Mar-24</b>
Unit-under-Test- Model No.:	Sibata LD-5R				
Unit-under-Test Serial No.:	992820				
Our Report Reference No.:	RPT-23-HVS-0001				
Calibration Location:	Emax				

**Standard Equipment Information**

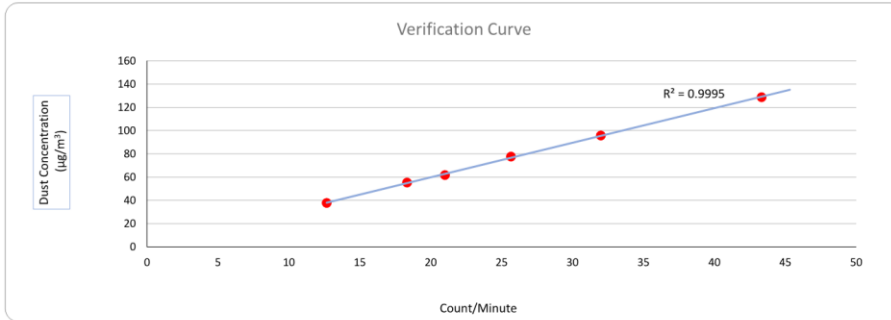
Verification Equipment Type:	Tisch TSP HVS	Tisch HVS Calibrator
Standard Equipment Model No.:	TE-5170X	TE-5025A
Equipment serial no.:	1086	3465
Last Calibration Date:	1-Mar-23	28-Jun-22
Next Calibration Date:	30-Apr-23	27-Jun-23

**Equipment Verification Result**


Verification Test No.	Date	Duration			Results from Calibrated Equipment		Results from Standard Equipment
		Start-time	End-time	Elapsed Time (in min)	Total Counts	Counts/ Minute x-axis	Dust Concentration (µg/m <sup>3</sup> ) y-axis
1	1/3/2023	5013.27	5016.34	184.20	4728	26	78
2	1/3/2023	5016.34	5019.34	180.00	5760	32	96
3	1/3/2023	5019.34	5022.34	180.00	7800	43	129
4	2/3/2023	5022.34	5025.34	180.00	3780	21	62
5	2/3/2023	5025.34	5028.34	180.00	2280	13	38
6	2/3/2023	5028.34	5031.34	180.00	3300	18	55

**Linear Regression of y on x**

Slope, K factor:	<b>2.9749</b>	Intercept:	<b>0.2715</b>	*Correlation Coefficient, R:	<b>0.9998</b>
Verification Test Result: <b>Strong Correlation, Results were accepted.</b>			* If the Correlation Coefficient, R is <0.5. Checking and Re-verification are required.		



Operated By: Andy Li  Date: 01-03-2023  
 Project Technician, Environmental

Checked By: Tandy Tse  Date: 01-03-2023  
 Senior Consultant, Environmental



Website: www.acuityhk.com  
Unit C, 11/F, Ford Clary Plaza,  
Nos. 57-59 Wing Hong Street,  
Cheung Sha Wan, Kowloon.  
Tel.: (852) 2698 6855  
Fax: (852) 2698 9583

**PC-3A(E) K-Factor Verification Test by Total Suspended Particulates HVS Test Report**

Verification Test Date: 9-Oct-22 to 16-Oct-22  
Next Verification Test Date: 15-Oct-23  
Unit-under-Test- Model No. PC-3A(E)  
Unit-under-Test Serial No. JC-2110287  
Our Report Reference No. RPT-22-HVS-0023

Standard Equipment Information			
Verification Equipment Type	Tisch TSP HVS	Tisch HVS Calibrator	
Standard Equipment Model No.	TE-5170X	TE-5025A	
Equipment serial no.	MFC 1049	3465	
Last Calibration Date	28-Sep-22	28-Jun-22	
Next Calibration Date	28-Nov-22	29-Jun-23	

Verification Test No.	Date	Time			K-Factor K-Factor (K=C/R)	Counts/ Minute (R) x-axis	Total Counts (TC)	TSP Sample ID No.	Dust Concentration (ug/m3), (C)
		Start-time	End-time	Elapsed Time (in min)					y axis
1	9/10/2022	6210.34	6213.34	180.00	0.00092	37.00	6660	R221670/1	34
2	9/10/2022	6213.34	6216.36	181.20	0.00096	68.33	12382	R221670/2	66
3	9/10/2022	6216.36	6221.78	325.20	0.00097	106.33	34580	R221670/3	103
4	16/10/2022	6249.91	6252.92	180.60	0.00096	56.00	10114	R221671/1	54
5	16/10/2022	6252.92	6255.92	180.00	0.00103	85.67	15420	R221671/2	88
6	16/10/2022	6255.92	6261.94	361.20	0.00101	81.67	29498	R221671/3	83
					0.00098				

**K-Factor to be inputted in PC-3A(E) (corrected 1 decimal point): 1.0**

By Linear Regression of y on x:


slope, mh= 1.0270

intercept, ch= -3.1658

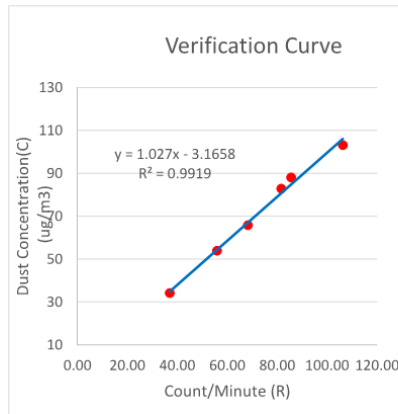
\*Correlation Coefficient, R= 0.9960

Verification Test Result: Strong Correlation, Results were accepted.

\* If the Correlation Coefficient, R is <0.5. Checking and Re-verification are required.

Verified By:   
Field Supervisor

Date: 19-10-2022





Website: www.acuityhk.com  
 Unit C, 11/F, Ford Glory Plaza,  
 Nos. 57-59 Wing Hong Street,  
 Cheung Sha Wan, Kowloon.  
 Tel.: (852) 2698 6855  
 Fax: (852) 2698 9585

**PC-3A(E) K-Factor Verification Test by Total Suspended Particulates HVS Test Report**

Verification Test Date: 9-Oct-22 to 16-Oct-22  
 Next Verification Test Date: 15-Oct-23  
 Unit-under-Test- Model No. PC-3A(E)  
 Unit-under-Test Serial No. JC-2002225  
 Our Report Reference No. RPT-22-HVS-0021

Standard Equipment Information			
Verification Equipment Type	Tisch TSP	Tisch HVS	
	HVS	Calibrator	
Standard Equipment Model No.	TE-5170X	TE-5025A	
Equipment serial no.	MFC 1049	3465	
Last Calibration Date	28-Sep-22	28-Jun-22	
Next Calibration Date	28-Nov-22	29-Jun-23	

Verification Test No.	Date	Time			K-Factor	Counts/Minute (R)	Total Counts (TC)	TSP Sample ID No.	Dust Concentration (ug/m3), (C)
		Start-time	End-time	Elapsed Time (in min)					
1	9/10/2022	6210.34	6213.34	180.00	0.00073	47.00	8460	R221670/1	34
2	9/10/2022	6213.34	6216.36	181.20	0.00101	65.00	11778	R221670/2	66
3	9/10/2022	6216.36	6221.78	325.20	0.00124	83.00	26992	R221670/3	103
4	16/10/2022	6249.91	6252.92	180.60	0.00096	56.00	10114	R221671/1	54
5	16/10/2022	6252.92	6255.92	180.00	0.00126	69.67	12540	R221671/2	88
6	16/10/2022	6255.92	6261.94	361.20	0.00122	67.67	24441	R221671/3	83
					0.00107				

K-Factor to be inputted in PC-3A(E) (corrected 1 decimal point): 1.1

By Linear Regression of y on x:

slope, mh= 1.9898  
 intercept, ch= -57.4924

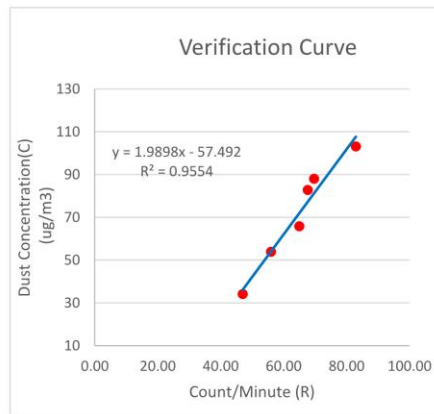
\*Correlation Coefficient, R= 0.9774

Verification Test Result: Strong Correlation. Results were accepted.

\* If the Correlation Coefficient, R is <0.5. Checking and Re-verification are required.

Verified By: [Signature]  
 Field Supervisor

Date: 19-10-2022





<b>RECALIBRATION DUE DATE:</b>
<b>March 31, 2024</b>

## Certificate of Calibration

Calibration Certification Information			
Cal. Date: March 31, 2023	Rootsometer S/N: 438320	Ta: 294	°K
Operator: Jim Tisch		Pa: 748.54	mm Hg
Calibration Model #: TE-5028A	Calibrator S/N: <b>3702</b>		

Run	Vol. Init (m3)	Vol. Final (m3)	ΔVol. (m3)	ΔTime (min)	ΔP (mm Hg)	ΔH (in H2O)
1	1	2	1	1.3110	4.1	1.50
2	3	4	1	1.0280	6.7	2.50
3	5	6	1	0.9340	8.1	3.00
4	7	8	1	0.8680	9.4	3.50
5	9	10	1	0.6580	16.2	6.00

Data Tabulation					
Vstd (m3)	Qstd (x-axis)	$\sqrt{\Delta H \left( \frac{Pa}{Pstd} \right) \left( \frac{Tstd}{Ta} \right)}$ (y-axis)	Va	Qa (x-axis)	$\sqrt{\Delta H \left( \frac{Ta}{Pa} \right)}$ (y-axis)
0.9929	0.7573	1.2237	0.9945	0.7586	0.7676
0.9894	0.9624	1.5798	0.9910	0.9641	0.9909
0.9875	1.0573	1.7306	0.9892	1.0591	1.0855
0.9858	1.1357	1.8693	0.9874	1.1376	1.1725
0.9767	1.4844	2.4474	0.9784	1.4869	1.5351
<b>QSTD</b>	m=	<b>1.68024</b>	<b>QA</b>	m=	<b>1.05214</b>
	b=	<b>-0.04353</b>		b=	<b>-0.02731</b>
	r=	<b>0.99994</b>		r=	<b>0.99994</b>

Calculations	
Vstd= $\Delta Vol \left( \frac{Pa - \Delta P}{Pstd} \right) \left( \frac{Tstd}{Ta} \right)$	Va= $\Delta Vol \left( \frac{Pa - \Delta P}{Pa} \right)$
Qstd= $Vstd / \Delta Time$	Qa= $Va / \Delta Time$
For subsequent flow rate calculations:	
Qstd= $1/m \left( \left( \sqrt{\Delta H \left( \frac{Pa}{Pstd} \right) \left( \frac{Tstd}{Ta} \right)} \right) - b \right)$	Qa= $1/m \left( \left( \sqrt{\Delta H \left( \frac{Ta}{Pa} \right)} \right) - b \right)$

Standard Conditions	
Tstd:	298.15 °K
Pstd:	760 mm Hg
Key	
ΔH:	calibrator manometer reading (in H2O)
ΔP:	rootsmeter manometer reading (mm Hg)
Ta:	actual absolute temperature (°K)
Pa:	actual barometric pressure (mm Hg)
b:	intercept
m:	slope

RECALIBRATION
US EPA recommends annual recalibration per 1998 40 Code of Federal Regulations Part 50 to 51, Appendix B to Part 50, Reference Method for the Determination of Suspended Particulate Matter in the Atmosphere, 9.2.17, page 30.

Tisch Environmental, Inc.  
 145 South Miami Avenue  
 Millage of Cleves, OH 45002

[www.tisch-env.com](http://www.tisch-env.com)  
 TOLL FREE: (877)263-7610  
 FAX: (513)467-9009



**HIVOL SAMPLER CALIBRATION DATA SHEET (TSP)**

**Site Information**

Location:	YMT Catholic Primary School	Site ID:	W-A1	Date:	05-Jun-2023
Serial No.:	1084	Model:	TE-5170X	Operator:	Andy Li

**Ambient Condition**

Actual Pressure during Calibration (P <sub>a</sub> ) (mm Hg):	756.0	Actual Temperature during Calibration (T <sub>a</sub> ) (deg K):	302.9
---	-------	--	-------

**Calibration Orifice**

Model:	TE-5028A	Slope (m <sub>c</sub> ):	1.68024
Serial No.:	3702	Intercept (b <sub>c</sub> ):	-0.04353
Calibration Due Date:	31-Mar-24	Corr. Coeff:	0.99994

**Calibration Data**

Plate or Test #	ΔH <sub>2</sub> O (in)	Qa, X-Axis (m <sup>3</sup> /min)	I, CFM (chart)	IC, Y-Axis (corrected)
18	7.60	1.649	59.0	58.37
13	5.90	1.456	55.0	54.41
10	4.10	1.218	51.0	50.46
7	3.00	1.046	49.0	48.48
5	1.70	0.794	45.0	44.52

**Sampler Calibration Relationship (Qa on x-axis, IC on y-axis)**

m = 15.8590      b = 31.7006      Corr. Coeff = 0.9964

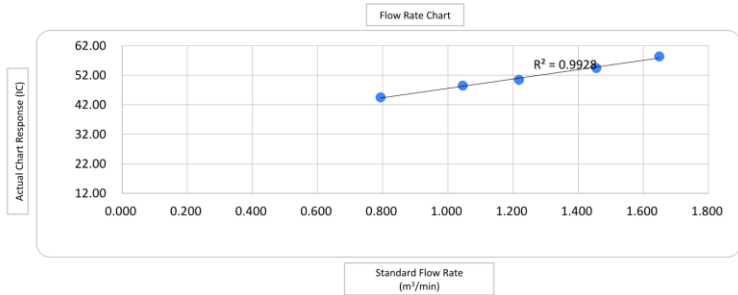
**Calculations**

$$Qa = 1/m_c * [\text{Sqrt}(\Delta H_2O * (P_a/P_{std}) * (T_{std}/T_a)) - b_c]$$

$$IC = 1 * (\text{Sqrt}(P_a/P_{std}) * (T_{std}/T_a))$$

Qa = actual flow rate  
 IC = corrected chart response  
 I = actual chart response  
 m<sub>c</sub> = calibrator slope  
 b<sub>c</sub> = calibrator intercept

m = sampler slope  
 b = sampler intercept  
 T<sub>std</sub> = 298 deg K  
 P<sub>std</sub> = 760 mm Hg  
 T<sub>a</sub> = actual temperature during calibration (deg K)  
 P<sub>a</sub> = actual pressure during calibration (mm Hg)



Checked by: Tandy Tse   
 Senior Consultant, Environmental

Date: 05-Jun-2023



**HIVOL SAMPLER CALIBRATION DATA SHEET (TSP)**

**Site Information**

Location:	Man Cheong Building	Site ID:	W-A6	Date:	05-Jun-2023
Serial No.:	1050	Model:	TE-5170X	Operator:	Andy Li

**Ambient Condition**

Actual Pressure during Calibration (P <sub>a</sub> ) (mm Hg):	756.0	Actual Temperature during Calibration (T <sub>a</sub> ) (deg K):	302.9
---	-------	--	-------

**Calibration Orifice**

Model:	TE-5028A	Slope (m <sub>c</sub> ):	1.68024
Serial No.:	3702	Intercept (b <sub>c</sub> ):	-0.04353
Calibration Due Date:	31-Mar-24	Corr. Coeff:	0.99994

**Calibration Data**

Plate or Test #	ΔH <sub>2</sub> O (in)	Q <sub>a</sub> , X-Axis (m <sup>3</sup> /min)	I, CFM (chart)	IC, Y-Axis (corrected)
18	12.40	2.099	63.0	62.33
13	9.70	1.860	55.0	54.41
10	7.30	1.617	49.0	48.48
7	4.70	1.302	41.0	40.56
5	3.20	1.079	35.0	34.63

Sampler Calibration Relationship (Q<sub>a</sub> on x-axis, IC on y-axis)

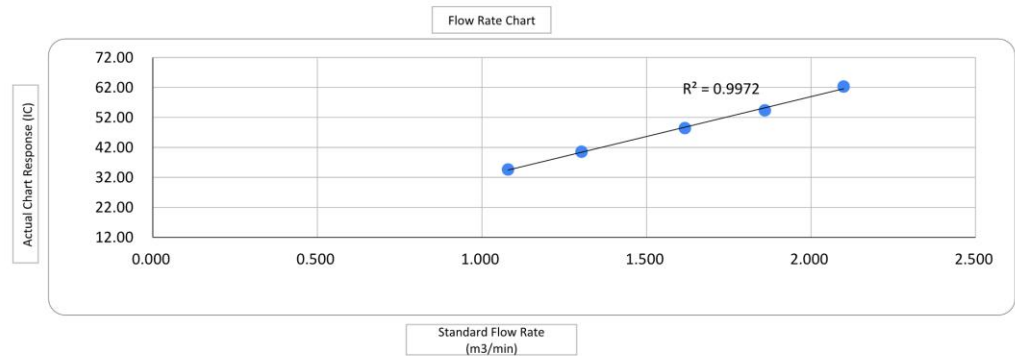
m = 26.6222                      b = 5.7130                      Corr. Coeff = 0.9986

**Calculations**

Q<sub>a</sub> = 1/m<sub>c</sub> \* [Sqrt (ΔH<sub>2</sub>O \* (P<sub>a</sub>/P<sub>std</sub>) \* (T<sub>std</sub>/T<sub>a</sub>)) - b<sub>c]</sub>  
 IC = I \* (Sqrt (P<sub>a</sub>/P<sub>std</sub>) \* (T<sub>std</sub>/T<sub>a</sub>))

- Q<sub>a</sub> = actual flow rate
- IC = corrected chart response
- I = actual chart response
- m<sub>c</sub> = calibrator slope
- b<sub>c</sub> = calibrator intercept

- m = sampler slope
- b = sampler intercept
- T<sub>std</sub> = 298 deg K
- P<sub>std</sub> = 760 mm Hg
- T<sub>a</sub> = actual temperature during calibration (deg K)
- P<sub>a</sub> = actual pressure during calibration (mm Hg)



Checked by: 

Date: 05-Jun-2023





**HIVOL SAMPLER CALIBRATION DATA SHEET (TSP)**

**Site Information**

Location:	Man Cheong Building	Site ID:	W-A6	Date:	19-Jun-2023
Serial No.:	1050	Model:	TE-5170X	Operator:	Andy Li

**Ambient Condition**

Actual Pressure during Calibration (P <sub>a</sub> ) (mm Hg):	755.7	Actual Temperature during Calibration (T <sub>a</sub> ) (deg K):	302.3
---	-------	--	-------

**Calibration Orifice**

Model:	TE-5028A	Slope (m <sub>c</sub> ):	1.68024
Serial No.:	3702	Intercept (b <sub>c</sub> ):	-0.04353
Calibration Due Date:	31-Mar-24	Corr. Coeff:	0.99994

**Calibration Data**

Plate or Test #	ΔH <sub>2</sub> O (in)	Qa, X-Axis (m <sup>3</sup> /min)	I, CFM (chart)	IC, Y-Axis (corrected)
18	11.90	2.059	61.0	60.40
13	10.50	1.935	58.0	57.43
10	8.40	1.734	53.0	52.48
7	5.00	1.344	43.0	42.58
5	2.90	1.029	33.0	32.67

Sampler Calibration Relationship (Qa on x-axis, IC on y-axis)

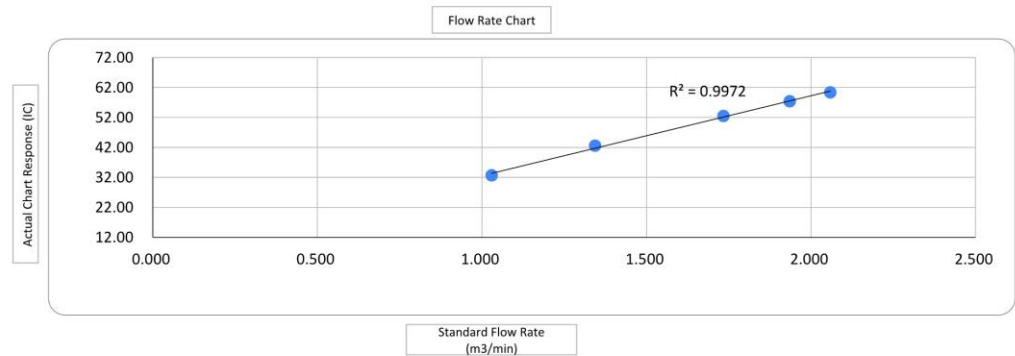
m = 26.6701      b = 5.9002      Corr. Coeff = 0.9986

**Calculations**

Qa = 1/m<sub>c</sub> \* [Sqrt (ΔH<sub>2</sub>O \* (P<sub>a</sub>/P<sub>std</sub>) \* (T<sub>std</sub>/T<sub>a</sub>)) - b<sub>c}]  
 IC = I \* (Sqrt (P<sub>a</sub>/P<sub>std</sub>) \* (T<sub>std</sub>/T<sub>a</sub>))</sub>

Qa = actual flow rate  
 IC = corrected chart response  
 I = actual chart response  
 m<sub>c</sub> = calibrator slope  
 b<sub>c</sub> = calibrator intercept

m = sampler slope  
 b = sampler intercept  
 T<sub>std</sub> = 298 deg K  
 P<sub>std</sub> = 760 mm Hg  
 T<sub>a</sub> = actual temperature during calibration (deg K)  
 P<sub>a</sub> = actual pressure during calibration (mm Hg)



Checked by: 

Date: 19-Jun-2023



# Appendix I

## Calibration Certificates (Noise)

**(A+A)\*L**

Acoustics and Air Testing Laboratory Co. Ltd. ■■■■■  
聲學及空氣測試實驗室有限公司

# Certificate of Calibration

for

**Description:** Sound Level Meter  
**Manufacturer:** NTi Audio  
**Type No.:** XL2 (Serial No.: A2A-13661-E0)  
**Microphone:** ACO 7052 (Serial No.:68914)  
**Preamplifier:** NTi Audio MA220 (M2211) (Serial No.:6282)

## Submitted by:

**Customer:** Acuity Sustainability Consulting Limited  
**Address:** Unit E, 12/F., Ford Glory Plaza,  
Nos. 37-39 Wing Hong Street,  
Cheung Sha Wan, Kowloon, Hong Kong

Upon receipt for calibration, the instrument was found to be:

- Within (31.5Hz – 8kHz)  
 Outside

the allowable tolerance.


The test equipment used for calibration are traceable to National Standards via:  
- The Government of The Hong Kong Special Administrative Region Standard & Calibration Laboratory

**Date of receipt:** 20 August 2022

**Date of calibration:** 22 August 2022

**Date of NEXT calibration:** 21 August 2023

Calibrated by:   
Calibration Technician

Certified by:   
Mr. Ng Yan Wa  
Laboratory Manager

Date of issue: 22 August 2022

Certificate No.: APJ22-071-CC001



Page 1 of 4

Room 422, Leader Industrial Centre, 57-59 Au Pui Wan Street, Fo Tan, Shatin, N.T., Hong Kong  
Tel: (852) 2668 3423 Fax: (852) 2668 6946  
Homepage: <http://www.aa-lab.com> E-mail: [inquiry@aa-lab.com](mailto:inquiry@aa-lab.com)



**1. Calibration Precaution:**

- The unit-under-test (UUT) was allowed to stabilize in the laboratory for over 24 hours, and switched on to warm up for over 10 minutes before the commencement of the test.
- The results presented are the mean of 3 measurements at each calibration point.

**2. Calibration Conditions:**

Air Temperature: 23.4 °C  
 Air Pressure: 1005 hPa  
 Relative Humidity: 68.5 %

**3. Calibration Equipment:**

	Type	Serial No.	Calibration Report Number	Traceable to
Multifunction Calibrator	B&K 4226	2288467	AV220061	HOKLAS

**4. Calibration Results**

Sound Pressure Level

Reference Sound Pressure Level

Setting of Unit-under-test (UUT)				Applied value		UUT Reading,	IEC 61672 Class 1
Range, dB	Freq. Weighting	Time Weighting	Level, dB	Frequency, Hz	dB	Specification, dB	
30-130	dBA SPL	Fast	94	1000	93.8	±0.4	

Linearity

Setting of Unit-under-test (UUT)				Applied value		UUT Reading,	IEC 61672 Class 1
Range, dB	Freq. Weighting	Time Weighting	Level, dB	Frequency, Hz	dB	Specification, dB	
30-130	dBA SPL	Fast	94	1000	93.8	Ref	
			104		103.8	±0.3	
			114		114.0	±0.3	

Time Weighting

Setting of Unit-under-test (UUT)				Applied value		UUT Reading,	IEC 61672 Class 1
Range, dB	Freq. Weighting	Time Weighting	Level, dB	Frequency, Hz	dB	Specification, dB	
30-130	dBA SPL	Fast	94	1000	93.8	Ref	
		Slow			93.8	±0.3	

Certificate No.: APJ22-071-CC001



Page 2 of 4

Room 422, Leader Industrial Centre, 57-59 Au Pui Wan Street, Fo Tan, Shatin, N.T., Hong Kong  
 Tel: (852) 2668 3423 Fax: (852) 2668 6946  
 Homepage: <http://www.aa-lab.com> E-mail: [inquiry@aa-lab.com](mailto:inquiry@aa-lab.com)



Frequency Response

Linear Response

Setting of Unit-under-test (UUT)			Applied value		UUT Reading,	IEC 61672 Class 1
Range, dB	Freq. Weighting	Time Weighting	Level, dB	Frequency, Hz	dB	Specification, dB
30-130	dB	SPL	94	31.5	93.9	±2.0
				63	94.0	±1.5
				125	93.9	±1.5
				250	93.8	±1.4
				500	93.8	±1.4
				1000	93.8	Ref
				2000	93.4	±1.6
				4000	93.0	±1.6
			8000	92.2	+2.1; -3.1	

A-weighting

Setting of Unit-under-test (UUT)			Applied value		UUT Reading,	IEC 61672 Class 1
Range, dB	Freq. Weighting	Time Weighting	Level, dB	Frequency, Hz	dB	Specification, dB
30-130	dBA	SPL	94	31.5	54.6	-39.4±2.0
				63	67.7	-26.2±1.5
				125	77.8	-16.1±1.5
				250	85.2	-8.6±1.4
				500	90.6	-3.2±1.4
				1000	93.8	Ref
				2000	94.6	+1.2±1.6
				4000	94.0	+1.0±1.6
			8000	91.2	-1.1+2.1; -3.1	

C-weighting

Setting of Unit-under-test (UUT)			Applied value		UUT Reading,	IEC 61672 Class 1
Range, dB	Freq. Weighting	Time Weighting	Level, dB	Frequency, Hz	dB	Specification, dB
30-130	dBC	SPL	94	31.5	90.9	-3.0±2.0
				63	93.1	-0.8±1.5
				125	93.7	-0.2±1.5
				250	93.8	-0.0±1.4
				500	93.8	-0.0±1.4
				1000	93.8	Ref
				2000	93.3	-0.2±1.6
				4000	92.2	-0.8±1.6
			8000	89.3	-3.0+2.1; -3.1	

Certificate No.: APJ22-071-CC001



Page 3 of 4

Room 422, Leader Industrial Centre, 57-59 Au Pui Wan Street, Fo Tan, Shatin, N.T., Hong Kong  
Tel: (852) 2668 3423 Fax: (852) 2668 6946  
Homepage: <http://www.aa-lab.com> E-mail: [inquiry@aa-lab.com](mailto:inquiry@aa-lab.com)



### 5. Calibration Results Applied

The results apply to the particular unit-under-test only. All calibration points are within manufacture's specification as IEC 61672 Class 1.

Uncertainties of Applied Value:

94 dB	31.5 Hz	± 0.10
	63 Hz	± 0.10
	125 Hz	± 0.05
	250 Hz	± 0.05
	500 Hz	± 0.05
	1000 Hz	± 0.05
	2000 Hz	± 0.05
	4000 Hz	± 0.05
	8000 Hz	± 0.10
104 dB	1000 Hz	± 0.05
114 dB	1000 Hz	± 0.05

The uncertainties are evaluated for a 95% confidence level.

Note:

The values given in this certification only related to the values measured at the time of the calibration and any uncertainties quoted will not allow for the equipment long-term drift, variations with environmental changes, vibration and shock during transportation, overloading, mis-handling, or the capability of any other laboratory to repeat the calibration. (A+A)\*L shall not be liable for any loss or damage resulting from the use of the equipment.

Certificate No.: APJ22-071-CC001



Page 4 of 4

Room 422, Leader Industrial Centre, 57-59 Au Pui Wan Street, Fo Tan, Shatin, N.T., Hong Kong  
Tel: (852) 2668 3423 Fax: (852) 2668 6946  
Homepage: <http://www.aa-lab.com> E-mail: [inquiry@aa-lab.com](mailto:inquiry@aa-lab.com)



## CALIBRATION CERTIFICATE

Product : SOUND CALIBRATOR  
Type : NC-75  
Serial number : 35124527  
Manufacturer : RION CO., LTD.  
Calibration quantities : Sound pressure level (with reference standard microphone)  
Calibration method : Measured by specified secondary standard microphone  
according to JCSS calibration procedure specified by RION.  
Ambient conditions : Temperature 23.9 °C, Relative humidity 49 %,  
Static pressure 100.6 kPa  
Calibration date : 02/11/2022 (DD/MM/YYYY)  
Calibration location : 3-20-41 Higashimotomachi, Kokubunji, Tokyo 185-8533, Japan  
RION CO., LTD. Calibration Room

We hereby certify that the results of this calibration were as follows.

Issue date : 09/11/2022 (DD/MM/YYYY)

Junichi Kawamura  
Manager  
Quality Assurance Section,  
Quality Assurance Department,  
Environmental Instrument Division,  
RION CO., LTD.  
3-20-41 Higashimotomachi, Kokubunji,  
Tokyo 185-8533, Japan



This certificate is based on article 144 of the Measurement Law and indicates the result of calibration in accordance with measurement standards traceable to Primary Measurement Standards (National Standards) which realizes the physical units of measurement according to the International System of Units (SI).

The accreditation symbol is attestation of which the result of calibration is traceable to Primary Measurement Standards (National Standards).

The certificate shall not be reproduced except in full, without the written approval of the issuing laboratory.

The calibration laboratory who issued this calibration certificate conforms to ISO/IEC 17025:2017.

This calibration certificate was issued by the calibration laboratory accredited by IA Japan who is a signatory to the Mutual Recognition Arrangement (MRA) of International Laboratory Accreditation Cooperation (ILAC) and Asia Pacific Accreditation Cooperation (APAC). This (These) calibration result(s) may be accepted internationally through ILAC/APAC MRA.



## CALIBRATION RESULT

### 1. Sound pressure level (with reference standard microphone)

Measured value	Expanded uncertainty *1
93.99 dB	0.09 dB

Specified secondary standard microphone:

Type : 4160

Serial number : 2973341

Reference Sound pressure :  $2 \times 10^{-5}$  Pa

\*1 Defines an interval estimated to have a level of confidence of approximately 95 %.

Coverage factor  $k=2$

Calibration result is the calibration value in ambient conditions during calibration.

---

## BE OUT OF JCSS CALIBRATION

### 1. Frequency

Measured value	Measurement uncertainty ( $k=2$ )
1000.0 Hz	$2.7 \times 10^{-4}$ Hz

Working measurement standard universal counter:

Type : 53132A

Serial number : MY40005574

(JCSS Calibration Certificate No. 2208001889940)

### 2. Total distortion

Measured value
0.2 %

Working measurement standard distortion meter:

Type : VA-2230A

Serial number : 11076061

(A2LA Calibration Certificate No. 1502-03109)

· closing ·



# Appendix J

## The Certification of Laboratory with HOKLAS Accredited Analytical Tests





Hong Kong Accreditation Service  
香港認可處

**Certificate of Accreditation**

認可證書

*This is to certify that*  
特此證明

**ACUMEN LABORATORY AND TESTING LIMITED**

浩科檢測中心有限公司

Flat/Rm D, 12/F, Ford Glory Plaza, Nos. 37-39 Wing Hong Street, Cheung Sha Wan, Kowloon,  
Hong Kong  
香港九龍長沙灣永康街37-39號福源廣場12樓D室

*is accredited by the Hong Kong Accreditation Service (HKAS) to ISO/IEC 17025:2017  
for performing specific laboratory activities as listed in the scope of accreditation within the test category of*  
獲香港認可處根據ISO/IEC 17025:2017認可  
進行載於認可範圍內下述測試類別中的指定實驗所活動


**Environmental Testing**

環境測試

*This accreditation to ISO/IEC 17025:2017 demonstrates technical competence for a defined scope and  
the implementation of a management system relevant to laboratory operation  
(see joint IAF-ILAC-ISO Communiqué).*

此項 ISO/IEC 17025:2017 的認可資格證明此實驗所具備指定範疇內所須的技術能力並  
實施一套與實驗所運作相關的管理體系  
(見國際認可論壇、國際實驗所認可合作組織及國際標準化組織的聯合公報)。

*The common seal of HKAS is affixed hereto by the authority of the HKAS Executive*  
現經香港認可處執行機關授權在此蓋上香港認可處的印章

  
SHUM Wai-leung, Executive Administrator  
執行幹事 沈偉良  
Issue Date: 15 November 2021  
簽發日期：二零二一年十一月十五日

Registration Number: HOKLAS 241  
註冊號碼：

Date of First Registration: 16 July 2014  
首次註冊日期：二零一四年七月十六日





Hong Kong Accreditation Service  
香港認可處

**Certificate of Accreditation**  
**認可證書**

*This is to certify that*  
特此證明

**ALS TECHNICHEM (HK) PTY LIMITED**

11/F, Chung Shun Knitting Centre, 1-3 Wing Yip Street, Kwai Chung, New Territories, Hong Kong  
香港新界葵涌永業街1-3號忠信針織中心11樓

is accredited by the Hong Kong Accreditation Service (HKAS) to ISO/IEC 17025:2017  
for performing specific laboratory activities as listed in the scope of accreditation within the test category of  
獲香港認可處根據ISO/IEC 17025:2017認可  
進行載於認可範圍內下述測試類別中的指定實驗所活動

**Environmental Testing**  
**環境測試**

This accreditation to ISO/IEC 17025:2017 demonstrates technical competence for a defined scope and  
the implementation of a management system relevant to laboratory operation  
(see joint IAF-ILAC-ISO Communiqué).

此項 ISO/IEC 17025:2017 的認可資格證明此實驗所具備指定範圍內所須的技術能力並  
實施一套與實驗所運作相關的管理體系  
(見國際認可論壇、國際實驗所認可合作組織及國際標準化組織的聯合公報)。

The common seal of HKAS is affixed hereto by the authority of the HKAS Executive  
現經香港認可處執行機關授權在此蓋上香港認可處的印章

SHUM Wai-leung, Executive Administrator  
執行幹事 沈偉良  
Issue Date : 28 February 2020  
發證日期：二零二零年二月二十八日

Registration Number : HOKLAS 066  
註冊號碼：



Date of First Registration : 15 September 1995  
首次註冊日期：一九九五年九月十五日

# Appendix K

## Location Plan of Noise and Air Quality Monitoring Station



# Appendix L

## Monitoring Data (Air Monitoring)

Location: Yau Ma Tei Catholic Primary School (Hoi Wang Road) (W-A1)  
Monitoring date: 6, 12, 17, 23 and 28 June 2023  
Parameter : TSP 1-hour  
Other Factors Nearby traffic

Date	1-hour TSP ( $\mu\text{g}/\text{m}^3$ )				
	Weather	Start Time	1 <sup>st</sup> Hour ( $\mu\text{g}/\text{m}^3$ )	2 <sup>nd</sup> Hour ( $\mu\text{g}/\text{m}^3$ )	3 <sup>rd</sup> Hour ( $\mu\text{g}/\text{m}^3$ )
06/06/2023	Cloudy	14:21	47	53	42
12/06/2023	Cloudy	14:32	62	66	67
17/06/2023	Cloudy	14:20	65	66	61
23/06/2023	Cloudy	14:52	56	57	61
28/06/2023	Cloudy	09:35	59	50	50
Minimum: 42 $\mu\text{g}/\text{m}^3$			Maximum: 67 $\mu\text{g}/\text{m}^3$		

Location: Man Cheong Building (W-A6)  
Monitoring date: 6, 12, 17, 23 and 28 June 2023  
Parameter : TSP 1-hour  
Other Factors Nearby traffic

Date	1-hour TSP ( $\mu\text{g}/\text{m}^3$ )				
	Weather	Start Time	1 <sup>st</sup> Hour ( $\mu\text{g}/\text{m}^3$ )	2 <sup>nd</sup> Hour ( $\mu\text{g}/\text{m}^3$ )	3 <sup>rd</sup> Hour ( $\mu\text{g}/\text{m}^3$ )
06/06/2023	Cloudy	09:36	64	55	58
12/06/2023	Cloudy	09:42	70	65	72
17/06/2023	Cloudy	09:39	69	71	65
23/06/2023	Cloudy	14:30	66	63	68
28/06/2023	Cloudy	11:21	64	58	69
Minimum: 55 $\mu\text{g}/\text{m}^3$			Maximum: 72 $\mu\text{g}/\text{m}^3$		

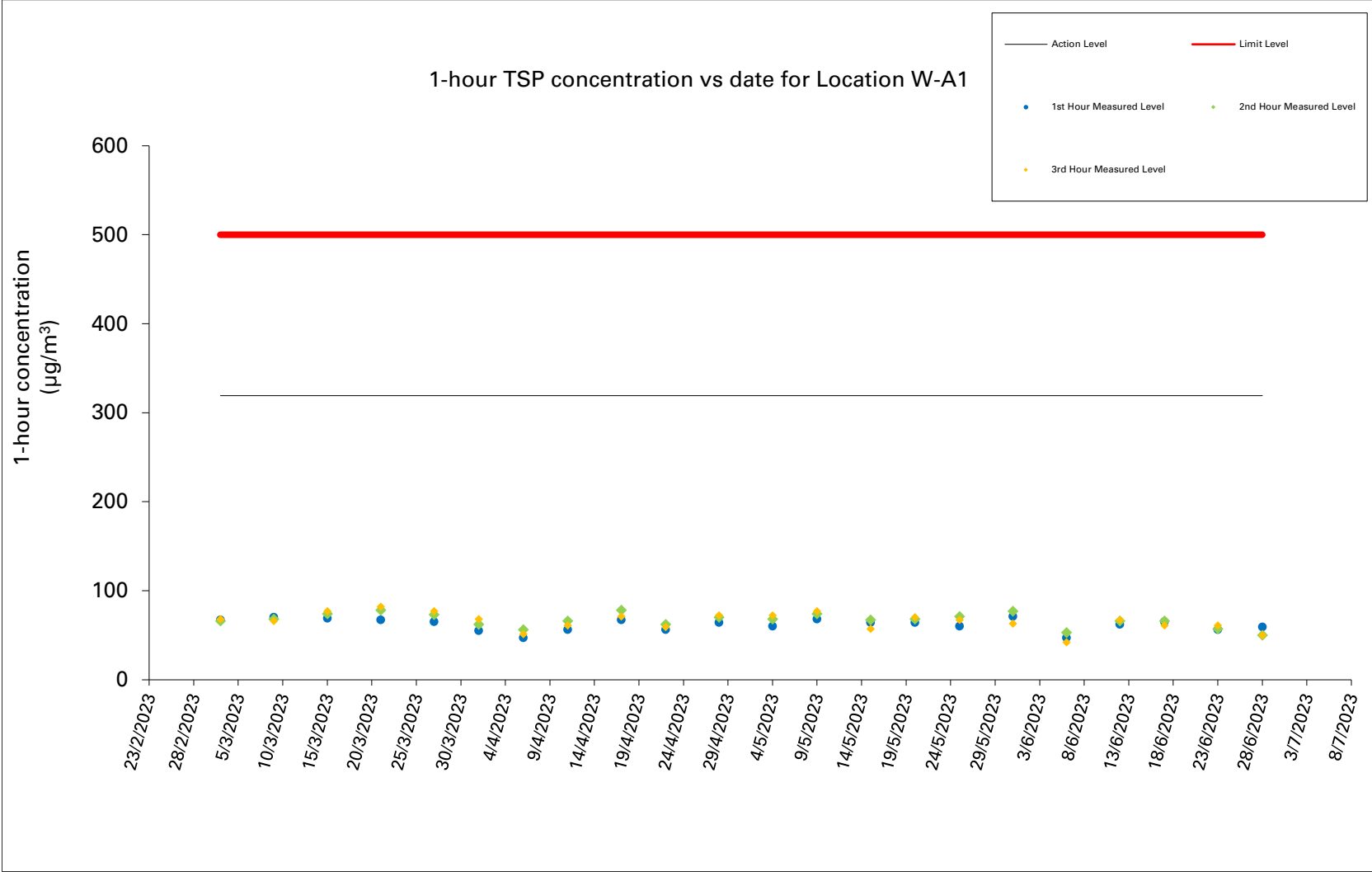


Figure 1: Graphical Illustration of Measured 1-hour TSP ( $\mu\text{g}/\text{m}^3$ ) Levels at W-A1



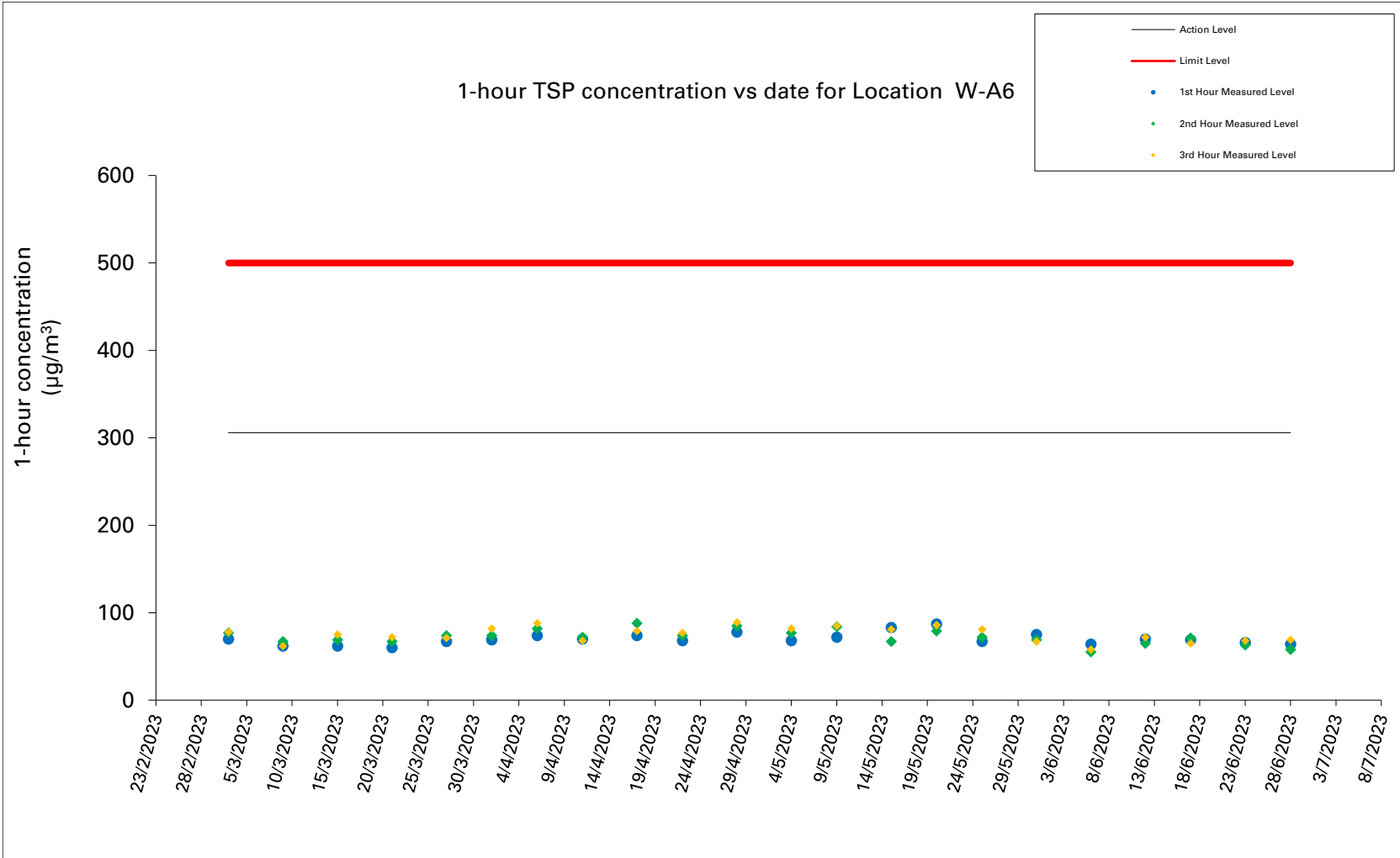


Figure 2: Graphical Illustration of Measured 1-hour TSP ( $\mu\text{g}/\text{m}^3$ ) Levels at W-A6

Location: Yau Ma Tei Catholic Primary School (Hoi Wang Road) (W-A1)  
 Monitoring date: 6, 12, 17, 23 and 28 June 2023  
 Parameter : TSP 24-hour  
 Other Factors Nearby traffic

Date of Calibration:	5-Jun-23	Slope =	15.8590
Calibration due date:	20-Jun-23	Intercept =	31.7006
Date of Calibration:	19-Jun-23	Slope =	30.4020
Calibration due date:	4-Jul-23	Intercept =	-1.2639

Start Date	Weather Condition	Elapse Time			Chart Reading			Avg Air Temp (°C)	Avg Atmospheric Pressure (hPa)	Flow Rate (m <sup>3</sup> /min)	Standard Air Volume (m <sup>3</sup> )	Filter Weight (g)		Particulate weight (g)	Conc. (µg/m <sup>3</sup> )	
		Initial	Final	Actual (min)	Min	Max	Avg					Initial	Final			
6/6/2023	Cloudy	7162.3	7186.3	1440.0	49	49	49.0	28.5	1008.3	1.06	1523	2.7724	2.8177	0.0453	30	
12/6/2023	Cloudy	7186.3	7210.3	1440.0	49	49	49.0	30.0	1002.3	1.03	1486	2.7490	2.7890	0.0400	27	
17/6/2023	Cloudy	7210.5	7234.5	1440.0	46	46	46.0	27.1	1009.1	0.88	1267	2.6542	2.7004	0.0462	36	
23/6/2023	Cloudy	7234.5	7258.5	1440.0	46	46	46.0	29.6	1006.8	1.53	2208	2.6755	2.7281	0.0526	24	
28/6/2023	Cloudy	7258.5	7282.5	1440.0	46	46	46.0	29.2	1008.4	1.54	2213	2.6609	2.7038	0.0429	19	
											Maximum:	36 µg/m <sup>3</sup>		Minimum:	19 µg/m <sup>3</sup>	

Location: Man Cheong Building (W-A6)  
 Monitoring date: 6, 12, 17, 23 and 28 June 2023  
 Parameter : TSP 24-hour  
 Other Factors Nearby traffic

Date of Calibration:	5-Jun-23	Slope =	26.6222
Calibration due date:	20-Jun-23	Intercept =	5.7130
Date of Calibration:	19-Jun-23	Slope =	26.6701
Calibration due date:	4-Jul-23	Intercept =	5.9002

Start Date	Weather Condition	Elapse Time			Chart Reading			Avg Air Temp (°C)	Avg Atmospheric Pressure (hPa)	Flow Rate (m <sup>3</sup> /min)	Standard Air Volume (m <sup>3</sup> )	Filter Weight (g)		Particulate weight (g)	Conc. (µg/m <sup>3</sup> )
		Initial	Final	Actual (min)	Min	Max	Avg					Initial	Final		
6/6/2023	Cloudy	9478.2	9502.2	1440.00	36	36	36.0	28.5	1008.3	1.12	1618	2.6874	2.7390	0.0516	32
12/6/2023	Cloudy	9502.2	9526.2	1440.00	39	39	39.0	30.0	1002.3	1.22	1760	2.6773	2.7169	0.0396	22
17/6/2023	Cloudy	9526.6	9550.6	1440.00	39	39	39.0	27.1	1009.1	1.24	1785	2.7675	2.8291	0.0616	35
23/6/2023	Cloudy	9550.6	9574.6	1440.00	39	39	39.0	29.6	1006.8	1.22	1758	2.6637	2.7144	0.0507	29
28/6/2023	Cloudy	9574.6	9598.6	1440.00	40	41	40.5	29.2	1008.4	1.28	1843	2.6790	2.7266	0.0476	26
												Maximum:	35 µg/m <sup>3</sup>	Minimum:	22 µg/m <sup>3</sup>

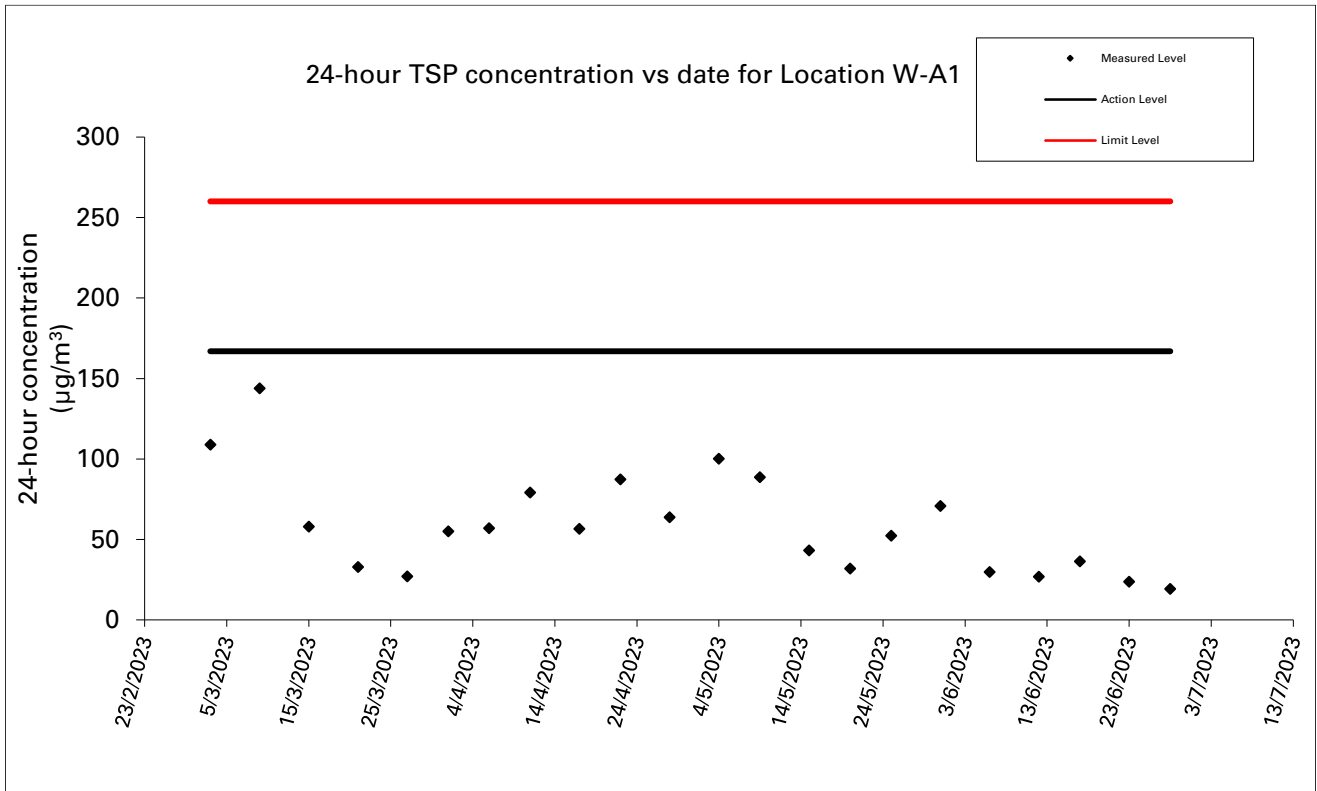


Figure 3: Graphical Illustration of Measured 24-hour TSP ( $\mu\text{g}/\text{m}^3$ ) Levels at W-A1

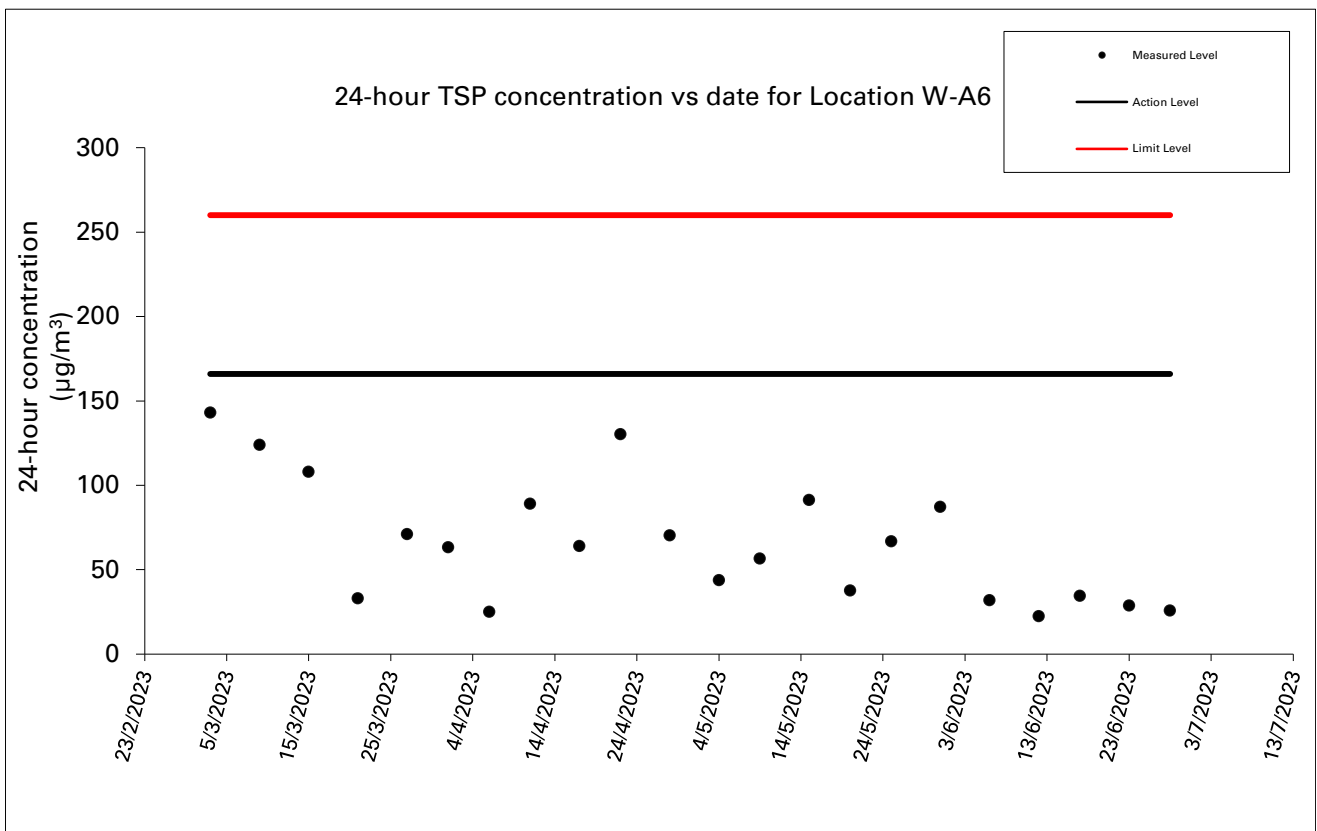
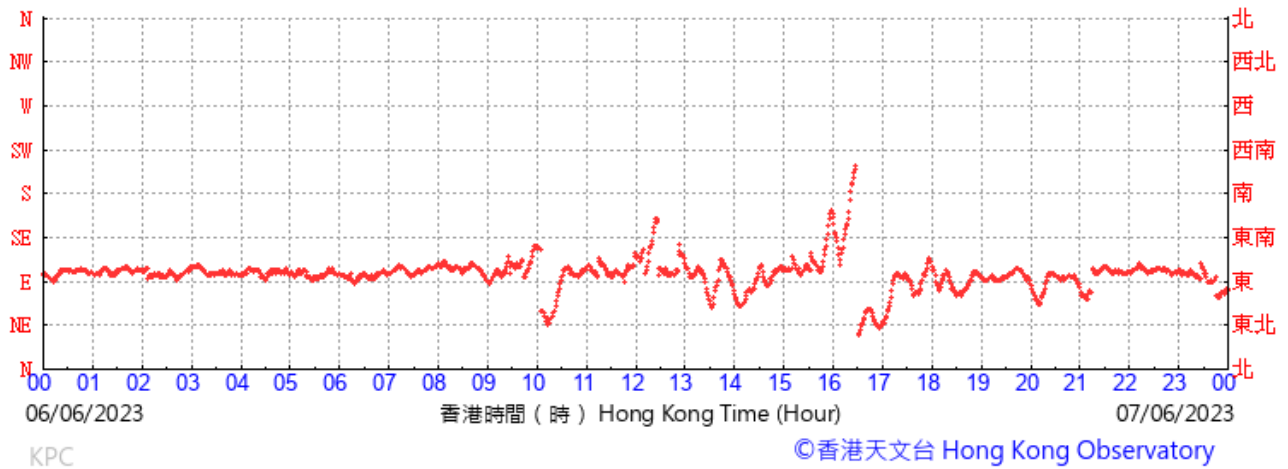


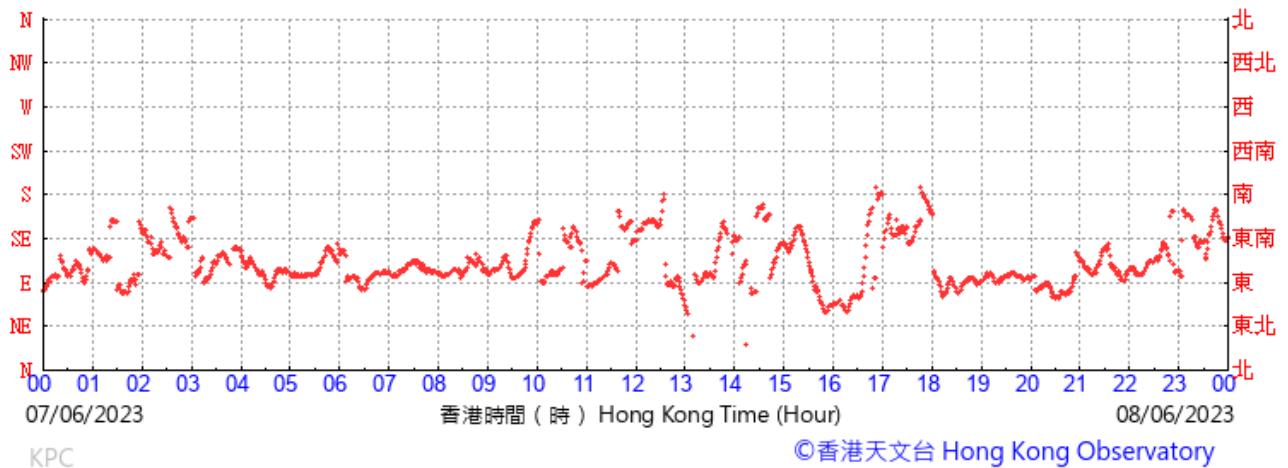
Figure 4: Graphical Illustration of Measured 24-hour TSP ( $\mu\text{g}/\text{m}^3$ ) Levels at W-A6

**Wind direction data for 6, 7, 12, 13, 17, 18, 23, 24, 28 and 29 June 2023**

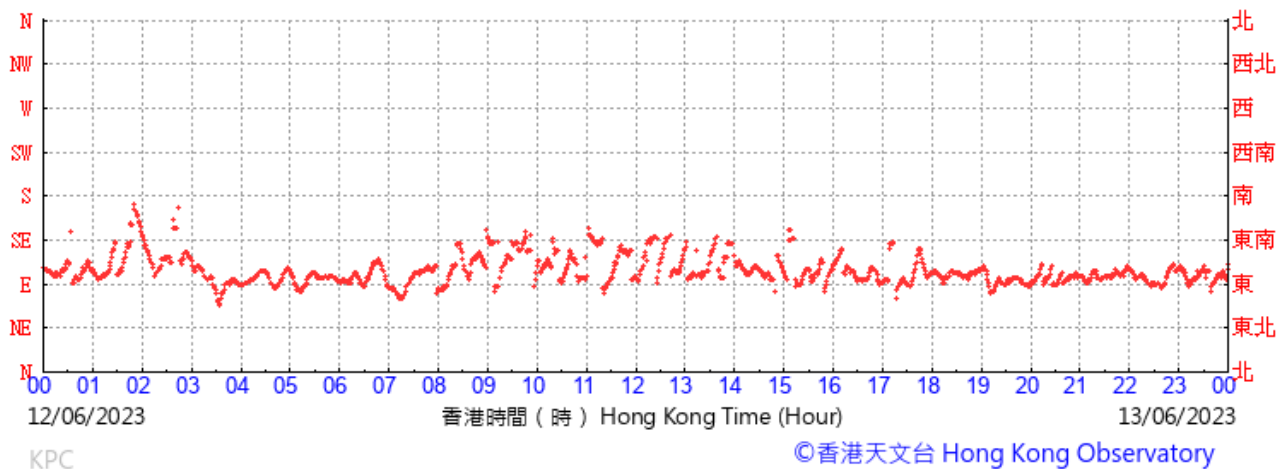
(於香港時間07/06/2023 00 時 00 分更新) ( Updated at 00:00H on 07/06/2023 )



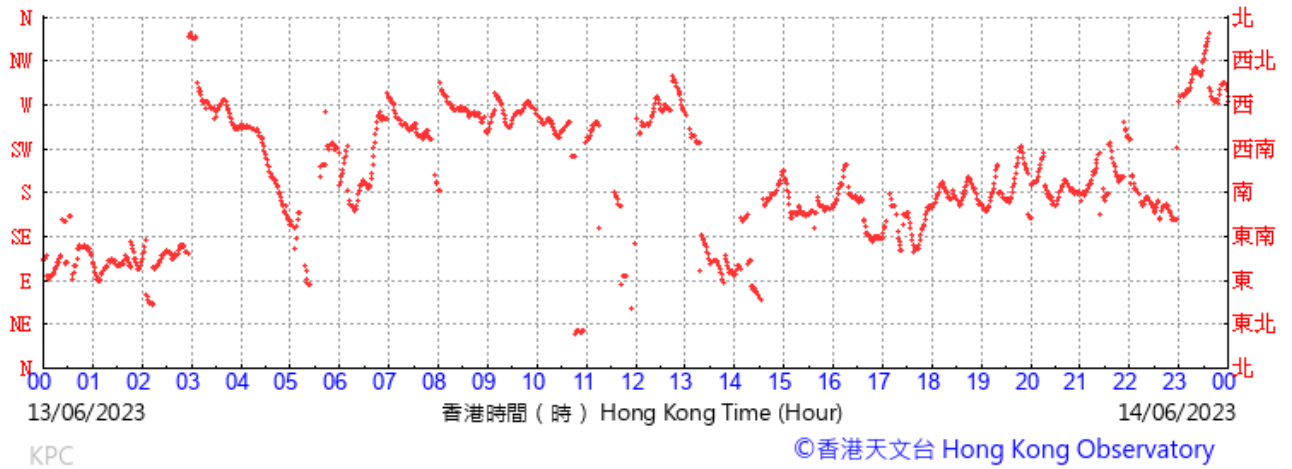
(於香港時間08/06/2023 00 時 00 分更新) ( Updated at 00:00H on 08/06/2023 )



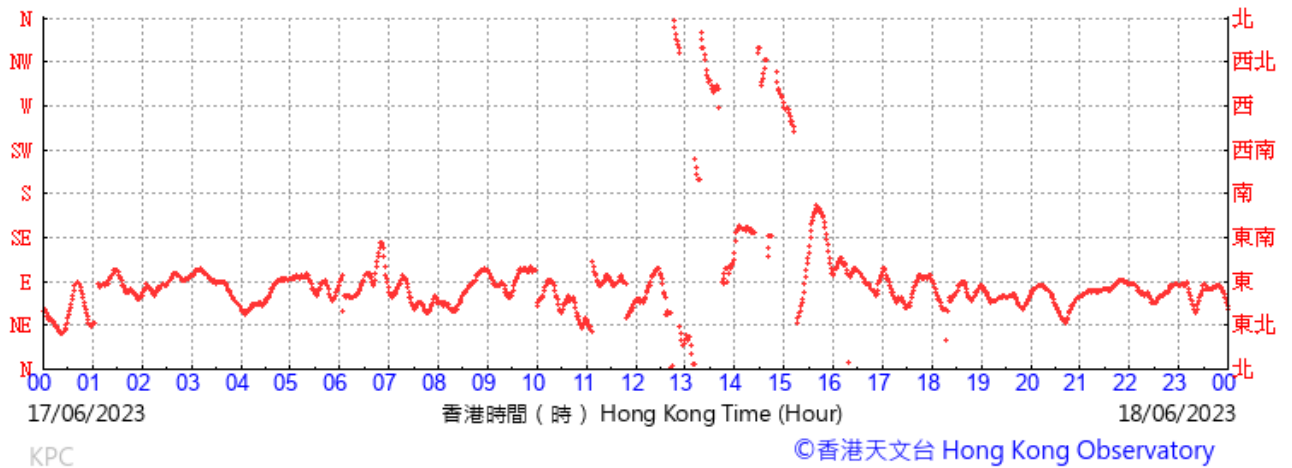
(於香港時間13/06/2023 00 時 00 分更新) ( Updated at 00:00H on 13/06/2023 )



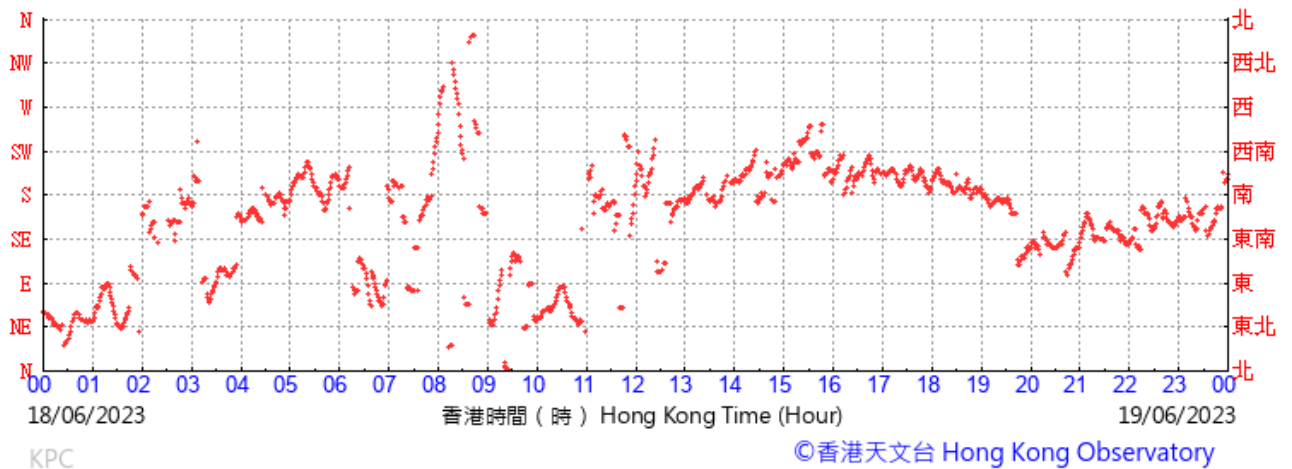
(於香港時間14/06/2023 00 時 00 分更新) ( Updated at 00:00H on 14/06/2023 )



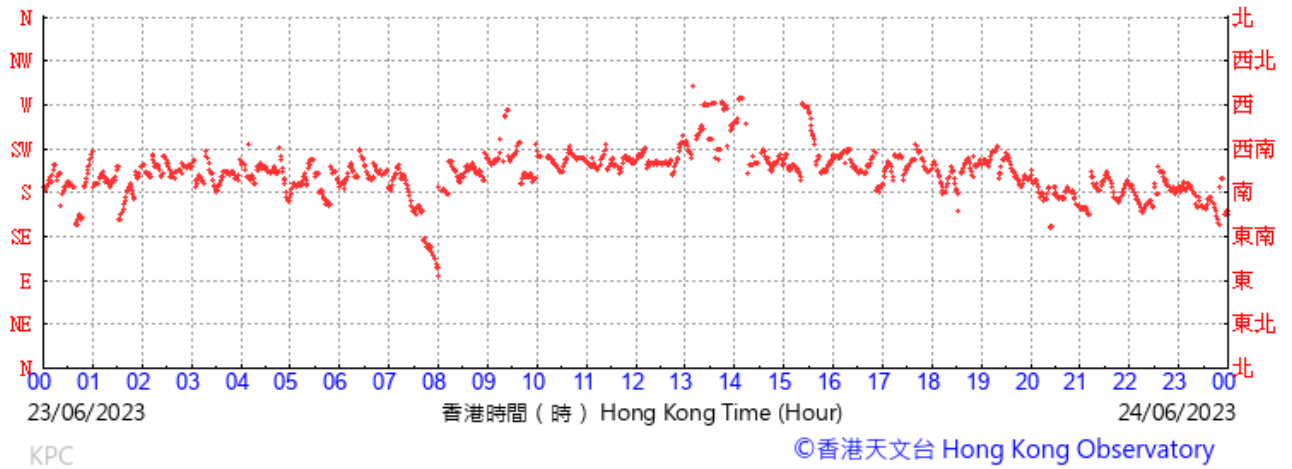
(於香港時間18/06/2023 00 時 00 分更新) ( Updated at 00:00H on 18/06/2023 )



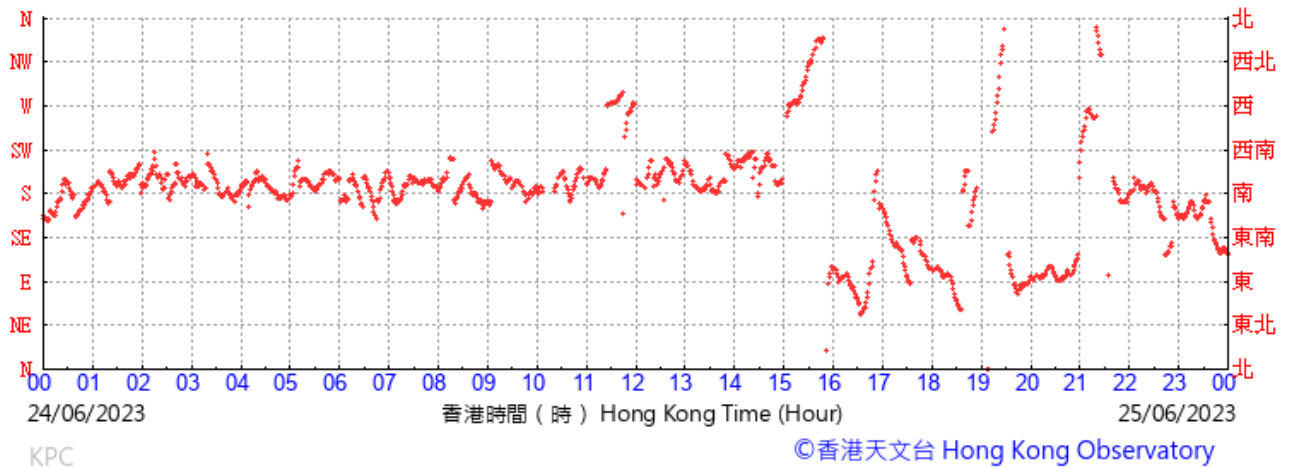
(於香港時間19/06/2023 00 時 00 分更新) ( Updated at 00:00H on 19/06/2023 )



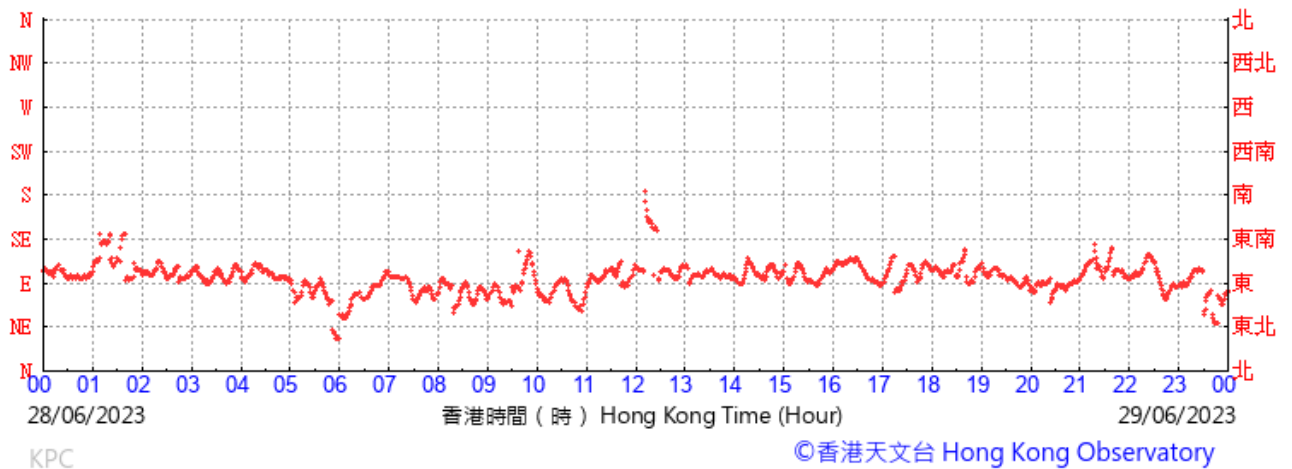
(於香港時間24/06/2023 00 時 00 分更新) ( Updated at 00:00H on 24/06/2023 )

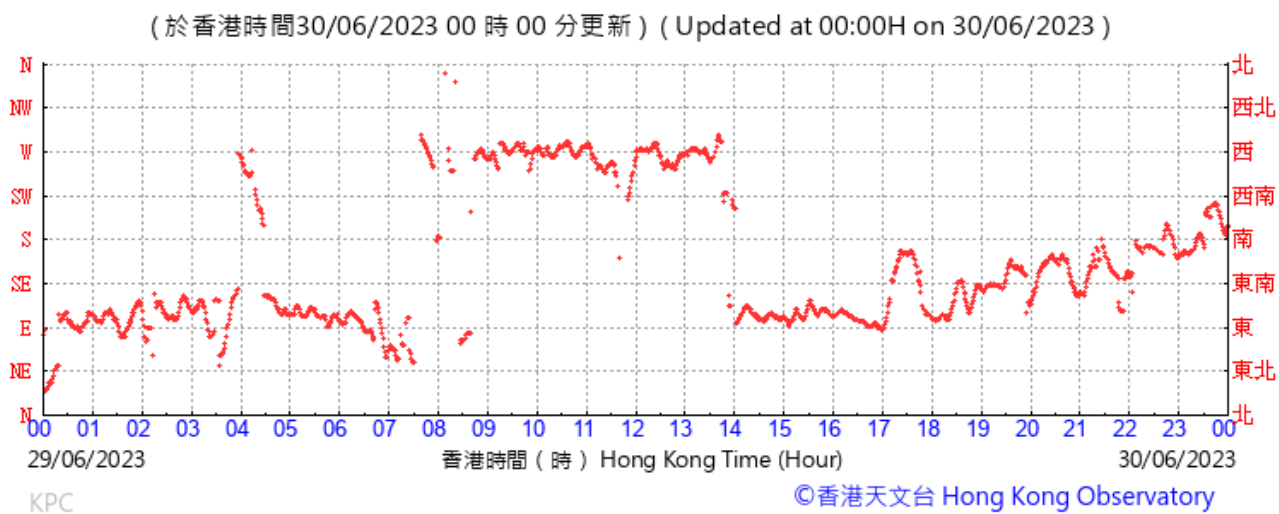


(於香港時間25/06/2023 00 時 00 分更新) ( Updated at 00:00H on 25/06/2023 )



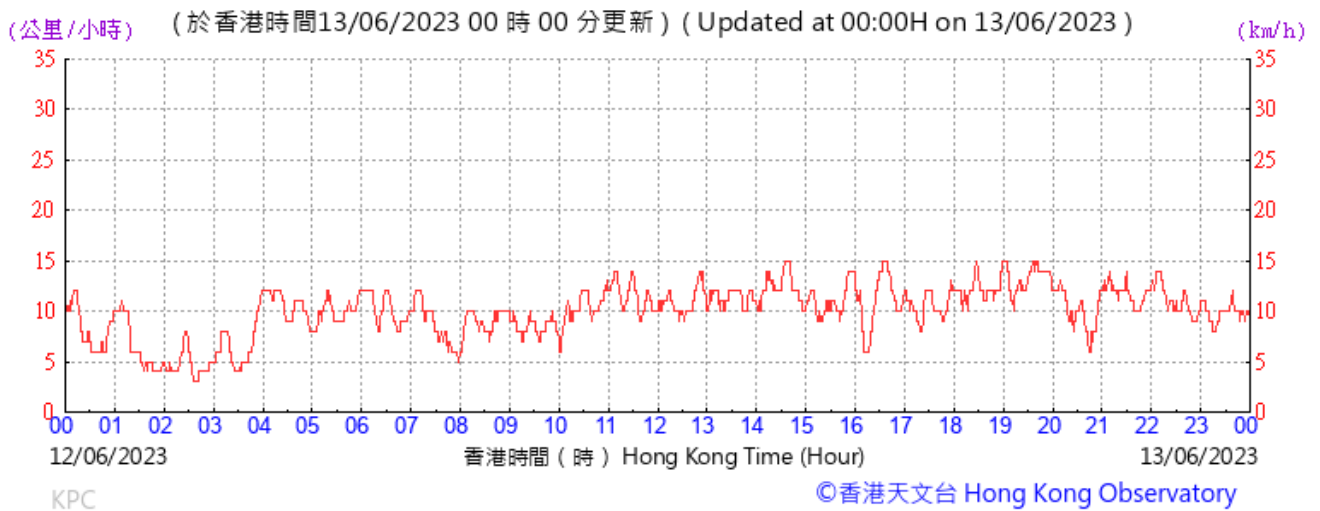
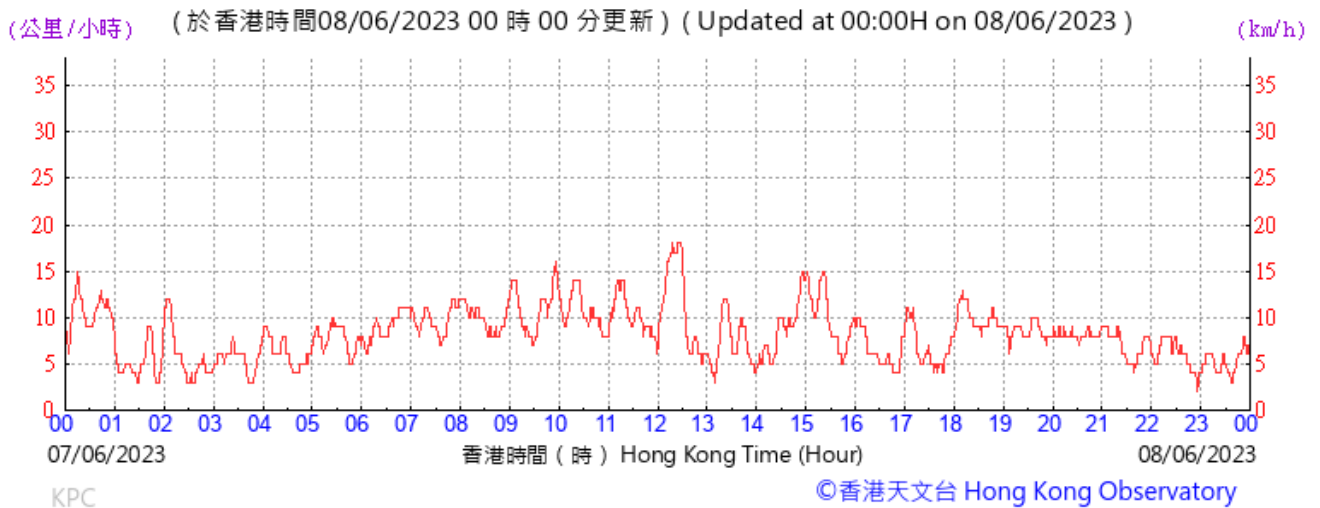
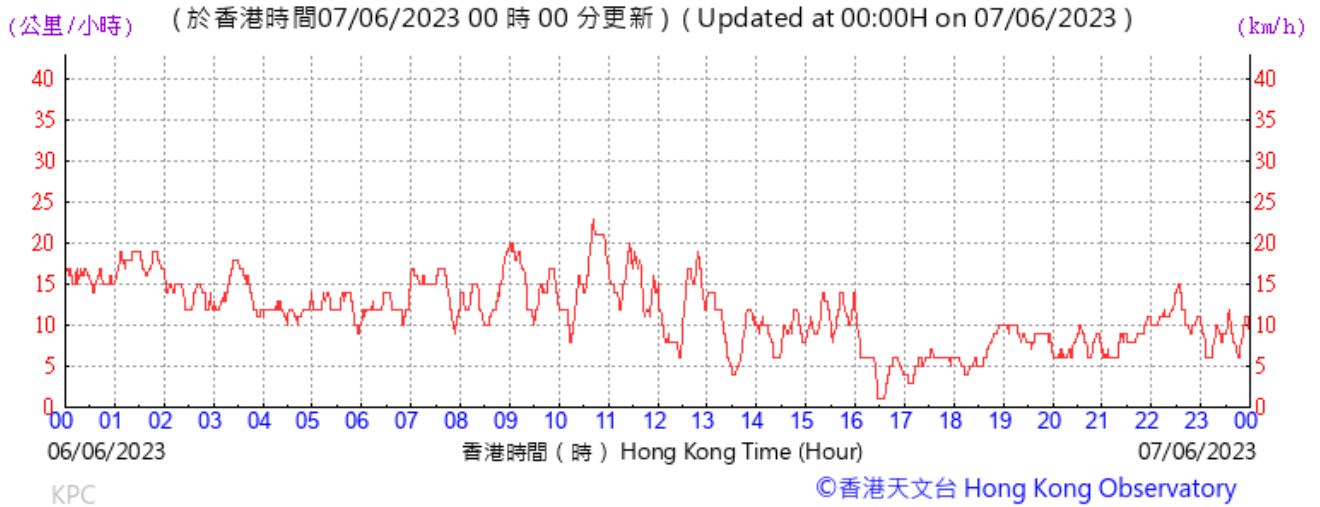
(於香港時間29/06/2023 00 時 00 分更新) ( Updated at 00:00H on 29/06/2023 )



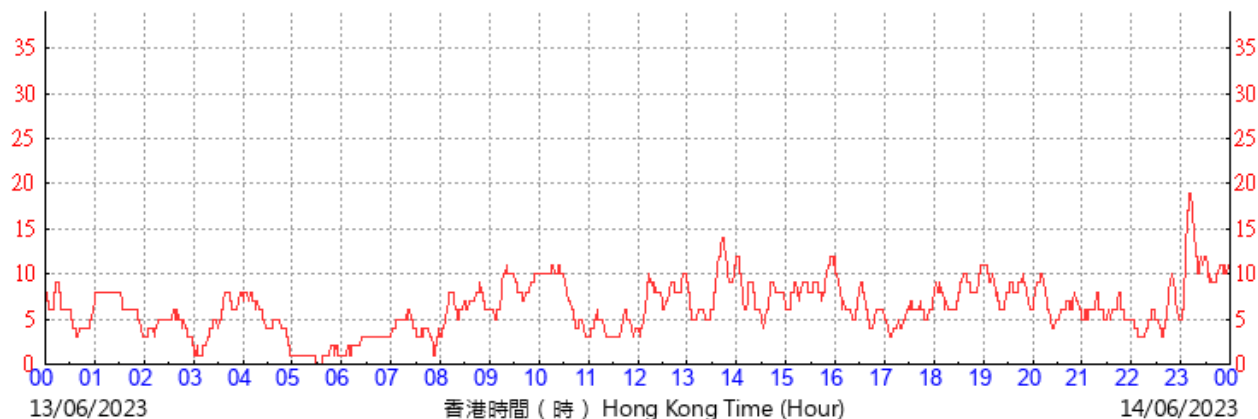




**Wind speed data for 6, 7, 12, 13, 17, 18, 23, 24, 28 and 29 June 2023**



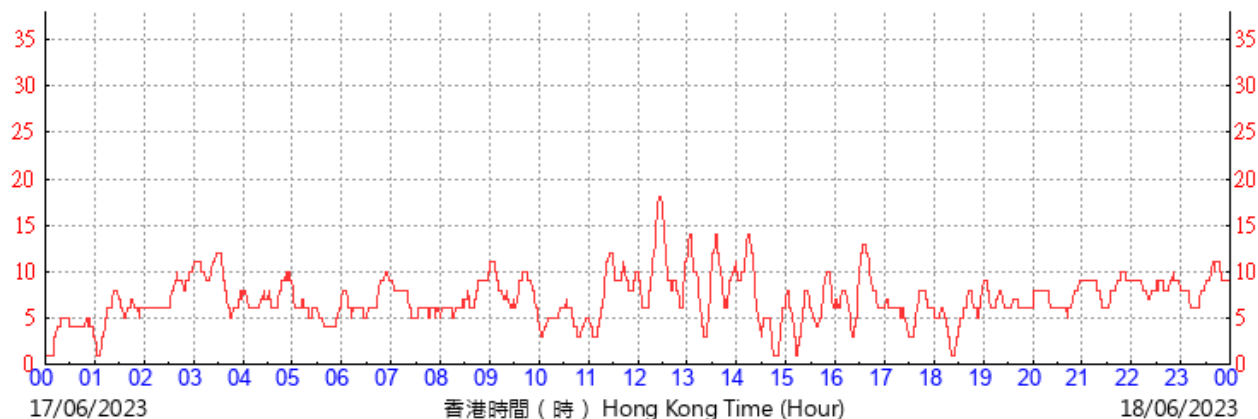
(公里/小時) (於香港時間14/06/2023 00時00分更新) (Updated at 00:00H on 14/06/2023) (km/h)



KPC

©香港天文台 Hong Kong Observatory

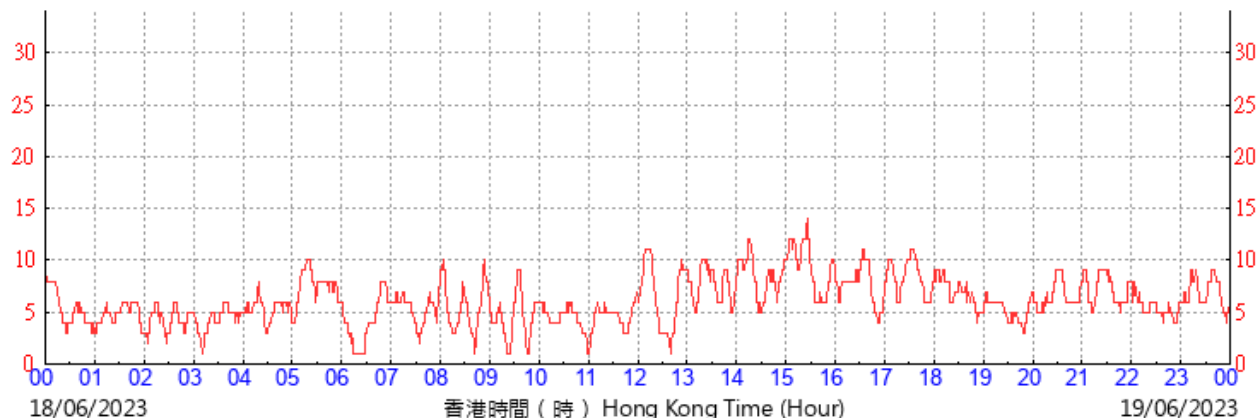
(公里/小時) (於香港時間18/06/2023 00時00分更新) (Updated at 00:00H on 18/06/2023) (km/h)



KPC

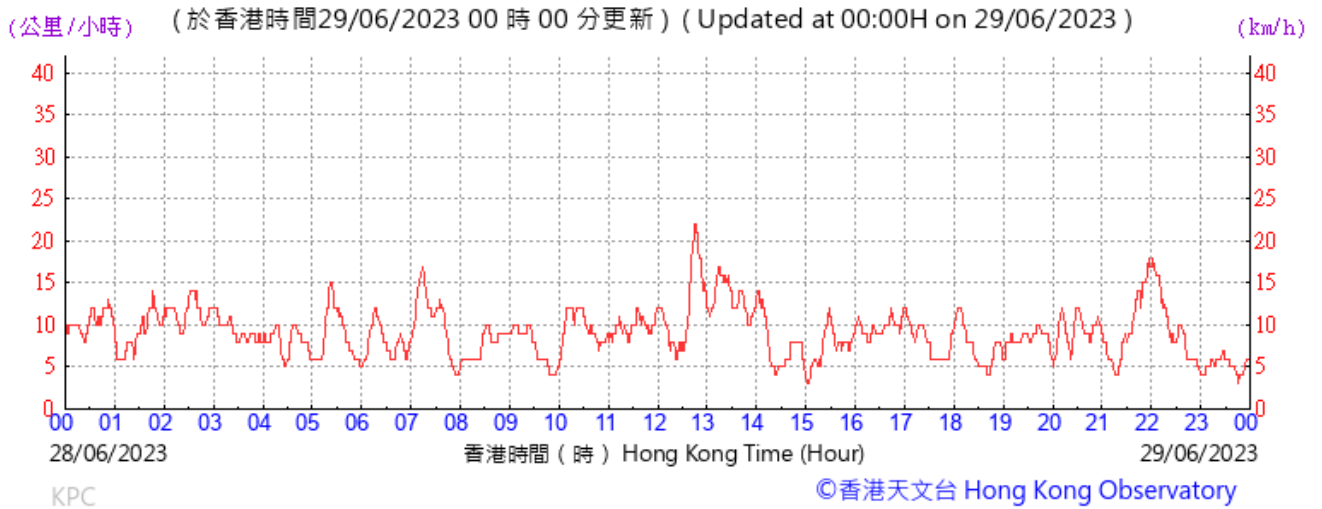
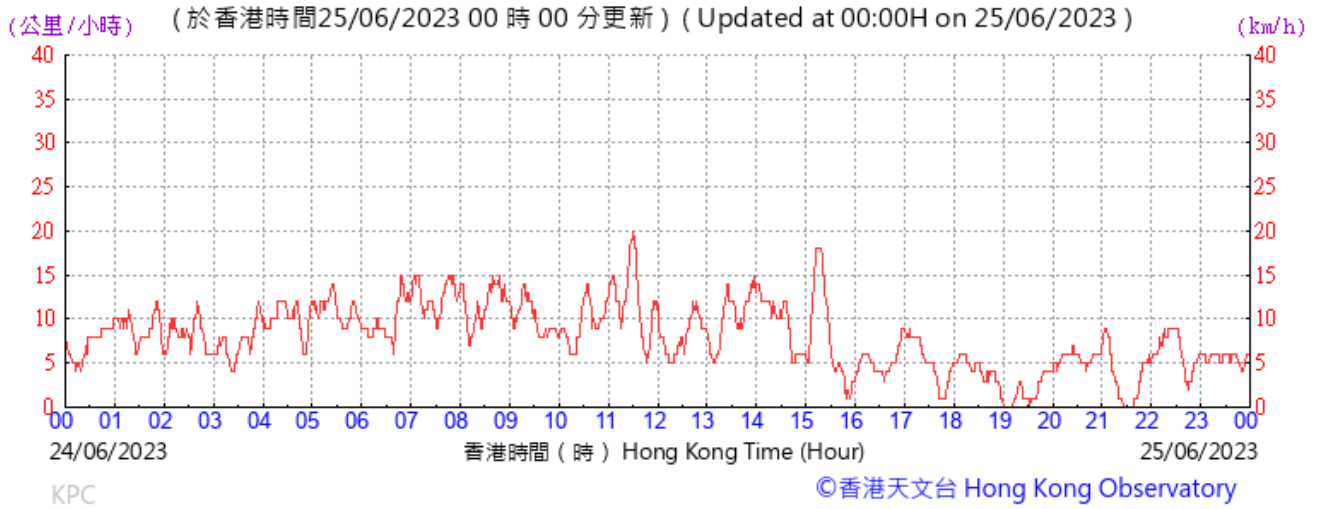
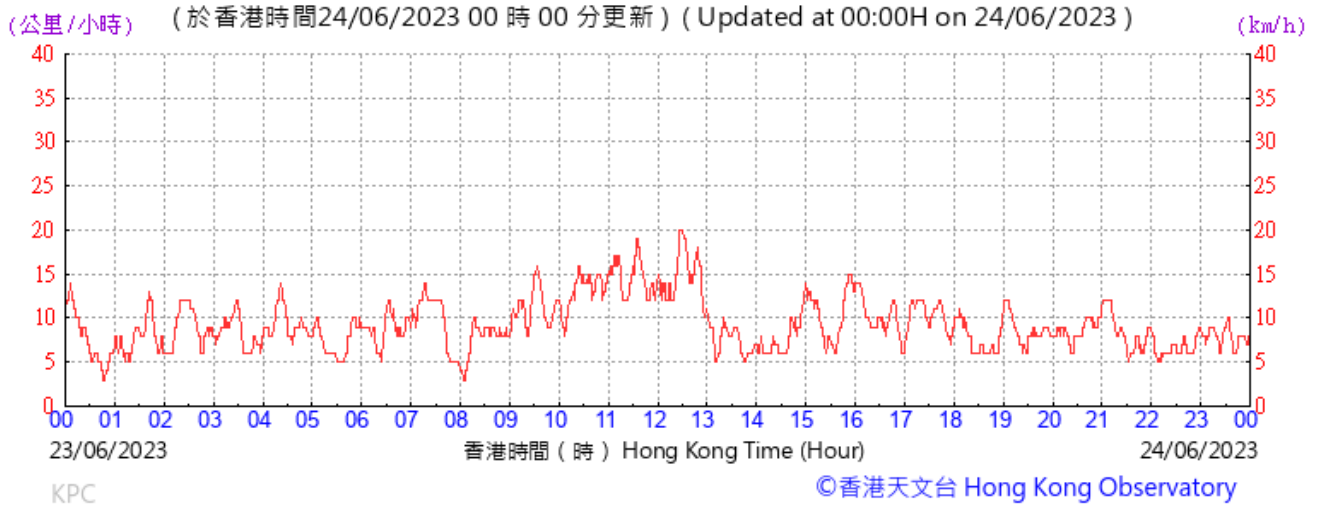
©香港天文台 Hong Kong Observatory

(公里/小時) (於香港時間19/06/2023 00時00分更新) (Updated at 00:00H on 19/06/2023) (km/h)

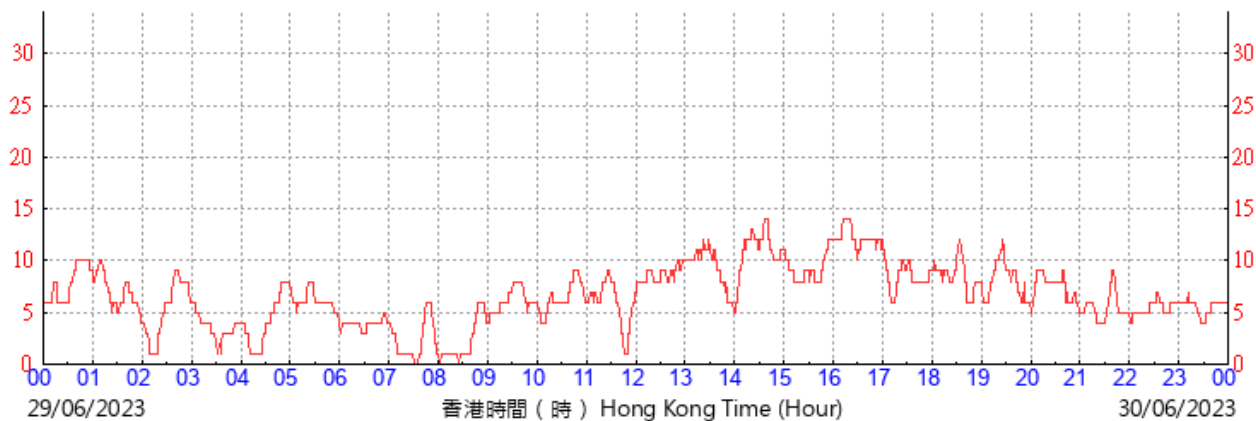


KPC

©香港天文台 Hong Kong Observatory



(公里/小時) (於香港時間30/06/2023 00 時 00 分更新) ( Updated at 00:00H on 30/06/2023 ) (km/h)



KPC

©香港天文台 Hong Kong Observatory

# Appendix M

## Monitoring Data (Noise)

Location: Yau Ma Tei Catholic Primary School (Hoi Wang Road) (W-N1A)  
Monitoring date: 6, 12, 17, 23 and 28 June 2023  
Parameter :  $L_{eq}$ ,  $L_{10}$ ,  $L_{90}$   
Other Factors Nearby traffic

Noise Monitoring data:

Date	Weather	Start Time - End Time	$L_{eq}$	$L_{10}$	$L_{90}$	Wind speed (m/s)
06/06/2023	Cloudy	14:21 - 14:51	61.1	62.2	57.2	3.1
12/06/2023	Cloudy	14:32 - 15:02	61.8	65.1	57.9	3.5
17/06/2023	Cloudy	14:30 - 15:00	60.5	65.0	56.0	0.8
23/06/2023	Cloudy	14:54 - 15:24	61.9	64.5	57.6	3.1
28/06/2023	Cloudy	09:35 - 10:05	62.0	63.2	59.2	1.4

Remark: 1. Examination was scheduled at Yau Ma Tei Catholic Primary School from 1/6/2023 to 8/6/2023. The limit level of W-N1A on 6 June 2023 would be 65 dB(A) and 70 dB(A) for the remaining monitoring dates.

Location: Hydan Place (W-N18)  
Monitoring date: 6, 12, 17, 23 and 28 June 2023  
Parameter :  $L_{eq}$ ,  $L_{10}$ ,  $L_{90}$   
Other Factors Nearby traffic

Noise Monitoring data:

Date	Weather	Start Time - End Time	$L_{eq}$	$L_{10}$	$L_{90}$	Wind speed (m/s)
06/06/2023	Cloudy	09:58 - 10:28	68.4	70.1	64.7	4.7
12/06/2023	Cloudy	10:03 - 10:33	68.9	69.8	63.8	1.9
17/06/2023	Cloudy	10:01 - 10:31	69.0	72.6	64.8	1.4
23/06/2023	Cloudy	13:00 - 13:30	69.2	72.2	64.2	2.1
28/06/2023	Cloudy	11:40 - 12:10	70.7	73.2	66.8	3.1

Location: Prosperous Garden Block 1 (W-N25A)

Monitoring date: 6, 12, 17, 23 and 28 June 2023

Parameter :  $L_{eq}$ ,  $L_{10}$ ,  $L_{90}$

Other Factors Nearby traffic

Noise Monitoring data:

Date	Weather	Start Time - End Time	$L_{eq}$	$L_{10}$	$L_{90}$	Wind speed (m/s)
06/06/2023	Cloudy	10:41 - 11:11	68.4	71.0	65.8	4.2
12/06/2023	Cloudy	10:45 - 11:15	69.0	71.8	61.6	3.3
17/06/2023	Cloudy	10:42 - 11:12	68.3	69.9	60.2	1.1
23/06/2023	Cloudy	13:45 - 14:15	69.2	72.0	65.1	1.9
28/06/2023	Cloudy	13:10 - 13:40	68.0	71.5	65.2	3.9



Location: The Coronation Tower 1 (W-P11)  
Monitoring date: 6, 12, 17, 23 and 28 June 2023  
Parameter :  $L_{eq}$ ,  $L_{10}$ ,  $L_{90}$   
Other Factors Nearby traffic

Noise Monitoring data:

Date	Weather	Start Time - End Time	$L_{eq}$	$L_{10}$	$L_{90}$	Wind speed (m/s)
06/06/2023	Cloudy	11:48 - 12:18	66.4	67.5	64.8	3.6
12/06/2023	Cloudy	11:55 - 12:25	68.3	70.4	65.5	3.1
17/06/2023	Cloudy	11:52 - 12:22	65.0	69.6	59.7	3.6
23/06/2023	Cloudy	10:38 - 11:08	68.9	71.0	65.3	3.9
28/06/2023	Cloudy	10:37 - 11:07	68.3	71.1	65.6	2.5

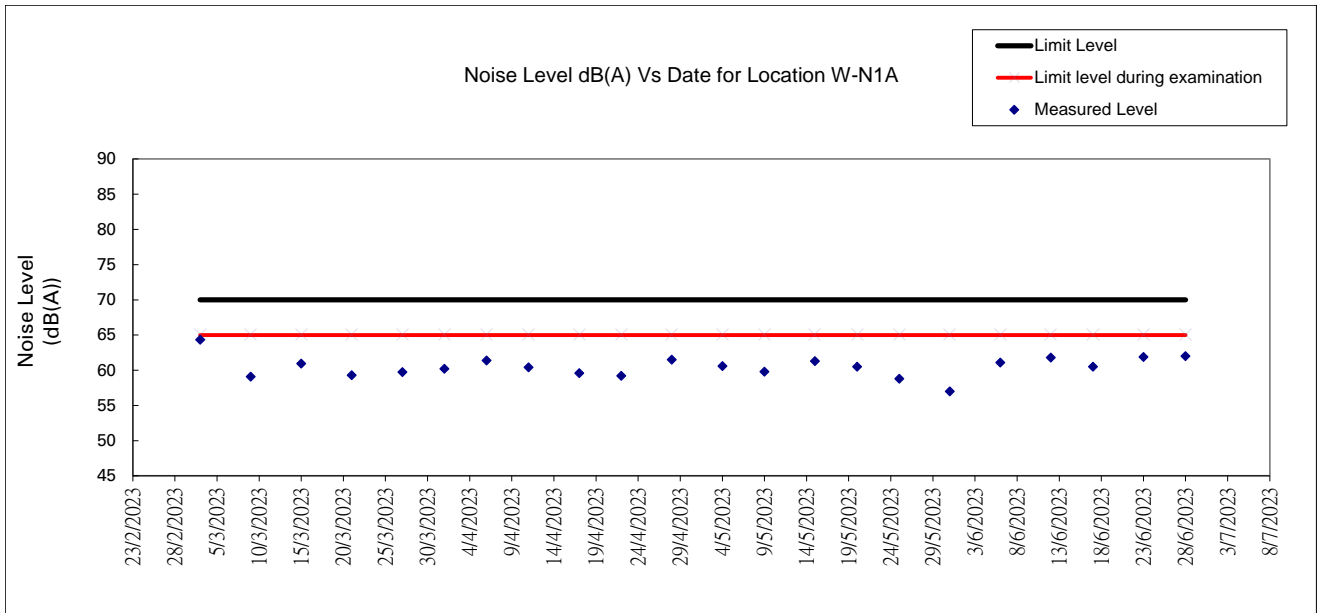


Figure 1: Graphical Illustration of Measured Noise Levels at W-N1A

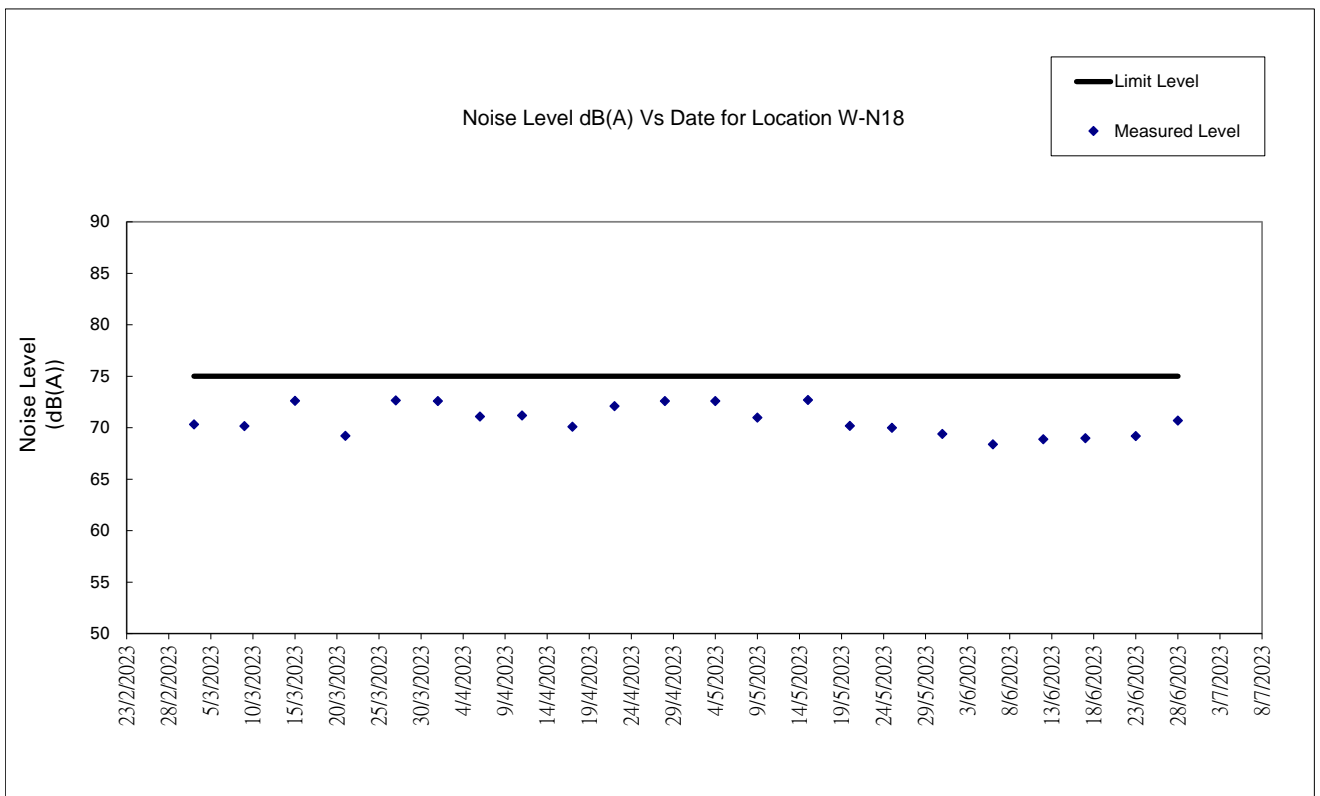


Figure 2: Graphical Illustration of Measured Noise Levels at W-N18

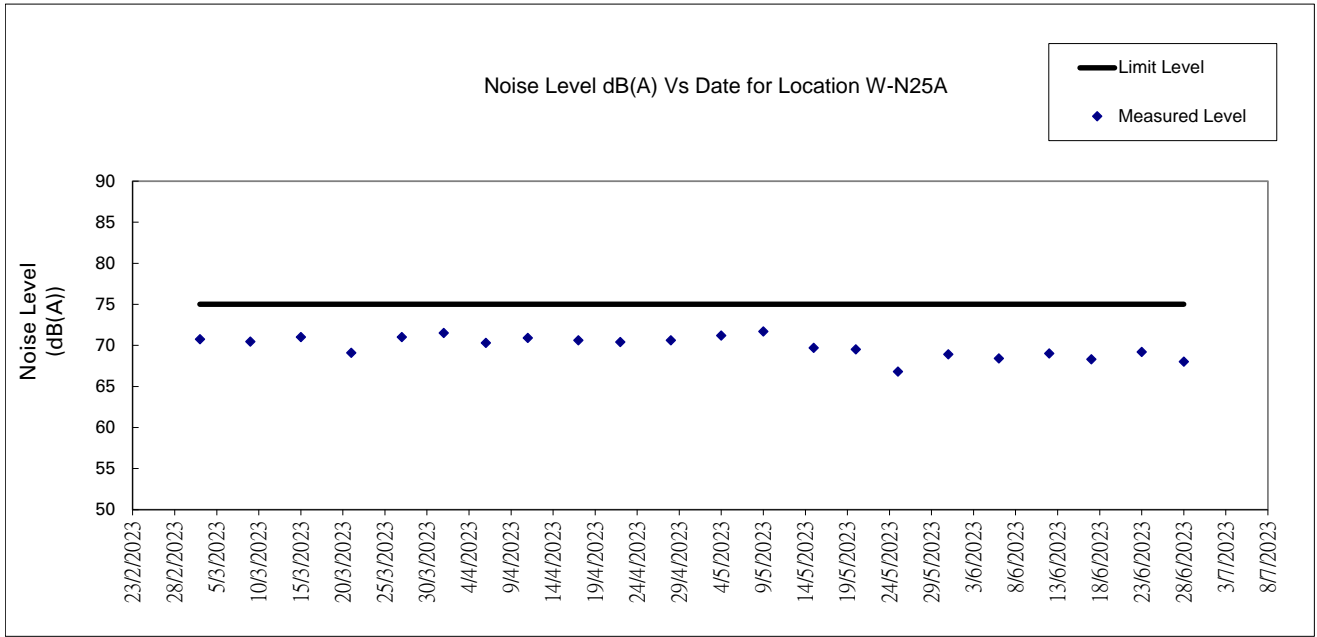


Figure 3: Graphical Illustration of Measured Noise Levels at W-N25A

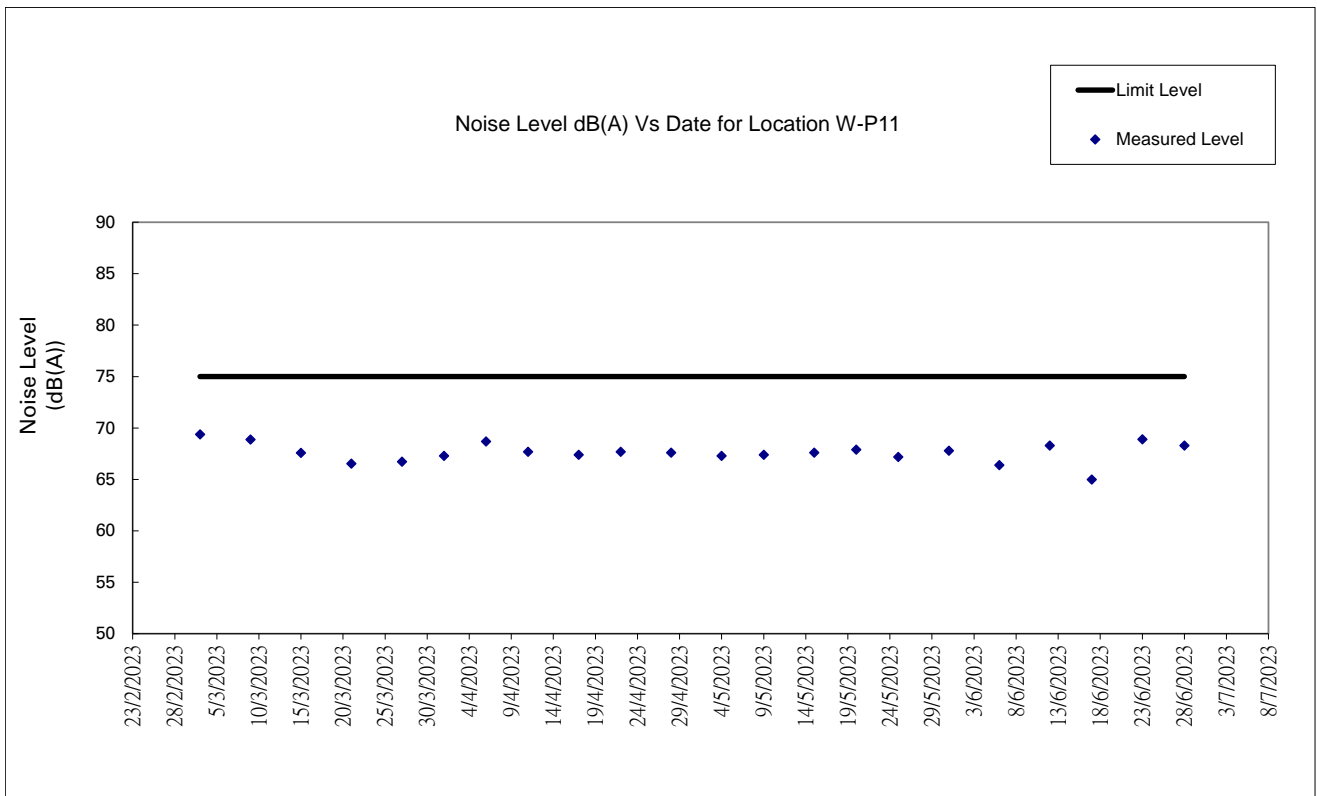


Figure 4: Graphical Illustration of Measured Noise Levels at W-P11

# Appendix N

## Waste Flow Table

**Monthly Summary Waste Flow Table**

Name of Department: Highways Department

Contract No. / Works Order No.: HY/2014/20

**Monthly Summary Waste Flow Table for June 2023**

[to be submitted not later than the 15<sup>th</sup> day of each month following reporting month] (All quantities shall be rounded off to 2 decimal place.)

Month	Actual Quantities of <u>Inert</u> Construction Waste Generated Monthly					
	(a)=(b)+(c)+(d)+I+ (f)+ (g)+ (h)+ (i)+ (j)+ (k) Total Quantity Generated	(b) Hard Rock and Large Broken Concrete	I Reused in the Contract	(d) Reused in other Projects	I Disposed of as Public Fill	(f) Imported Fill
	(in 'tonnes)	(in 'tonnes)	(in 'tonnes)	(in 'tonnes)	(in 'tonnes)	(in 'tonnes)
Jan-23	3810.16	0.00	0.00	0.00	2814.24	876.02
Feb-23	11085.29	0.00	0.00	0.00	10559.85	375.09
Mar-23	15268.28	0.00	0.00	0.00	15150.39	0.00
Apr-23	38951.51	0.00	27490.00	46.53	11263.49	47.22
May-23	8585.67	0.00	0.00	57.54	8312.41	0.00
Jun-23	9197.99	0.00	0.00	0.00	9040.92	0.00
Sub-total	86898.89	0.00	27490.00	104.07	57141.30	1298.33
Jul-23	0.00					
Aug-23	0.00					
Sep-23	0.00					
Oct-23	0.00					
Nov-23	0.00					
Dec-23	0.00					
Total	86898.89	0.00	27490.00	104.07	57141.30	1298.33
2018	15.65	0.00	0.00	0.00	0.00	0.00
2019	71691.85	0.00	5534.00	8066.88	57313.64	415.55
2020	168891.36	0.00	15437.30	84381.54	68187.83	180.00
2021	213790.30	0.00	16567.28	79780.37	114965.52	1002.03
2022	140806.50	0.00	22476.00	20553.85	51490.05	44771.11
Accumulated Total	682094.55	0.00	87504.58	192886.71	349098.34	47667.01

Month	Actual Quantities of <u>Non-inert</u> Construction Waste Generated Monthly								
	(g) Metals		(h) Paper/ cardboard packaging		(i) Plastics		(j) Chemical Waste		(k) Others, e.g. General Refuse disposed at Landfill
	(in '000kg)		(in '000kg)		(in '000kg)		(in '000kg)		(in 'tonnes)
	generated	recycled	generated	recycled	generated	recycled	generated	recycled	generated
Jan-23	0.00	47.32	0.00	0.03	0.00	0.35	0.00	0.00	72.20
Feb-23	0.00	44.14	0.00	0.00	0.00	0.00	0.00	0.00	106.21
Mar-23	0.00	33.56	0.00	0.05	0.00	0.35	0.00	0.00	83.93
Apr-23	0.00	19.48	0.00	0.00	0.00	0.00	0.00	0.00	84.79
May-23	0.00	139.98	0.00	0.06	0.00	0.30	0.00	0.00	75.38
Jun-23	0.00	77.94	0.00	0.00	0.00	0.01	0.00	0.00	79.12
Sub-total	0.00	362.42	0.00	0.14	0.00	1.01	0.00	0.00	501.63
Jul-23									
Aug-23									
Sep-23									
Oct-23									
Nov-23									
Dec-23									
Total	0.00	362.42	0.00	0.14	0.00	1.01	0.00	0.00	501.63
2018	0.00	0.00	0.00	0.00	0.00	0.00	0.00	0.00	15.65
2019	0.00	106.04	0.00	0.20	0.00	1.47	2.11	0.00	251.96
2020	359.10	0.00	0.35	0.00	3.16	0.00	0.88	0.00	341.20
2021	945.79	0.00	0.20	0.00	3.34	0.00	0.00	0.00	525.77
2022	615.75	159.28	0.75	0.08	2.12	1.49	0.00	0.00	736.02
Accumulated Total	1920.64	627.74	1.30	0.42	8.62	3.97	2.99	0.00	2372.23

Remark: Construction waste records for May 2023 had been updated.

# Appendix O

## Statistics on Complaint, Notifications of Summons and Successful Prosecutions

Statistical Summary of Exceedances

Air Quality		
Reporting Period	Action Level	Limit Level
1 – 30 June 2023	0	0

Noise		
Reporting Period	Action Level	Limit Level
1 – 30 June 2023	0	0

Statistical Summary of Environmental Complaints

Reporting Period	Environmental Complaint Statistics		
	Frequency	Cumulative	Complaint Nature
1 – 30 June 2023	0	14	N/A

Statistical Summary of Environmental Non-compliance

Reporting Period	Environmental Non-compliance Statistics		
	Frequency	Cumulative	Details
1 – 30 June 2023	0	0	N/A

Statistical Summary of Environmental Summons

Reporting Period	Environmental Summons Statistics		
	Frequency	Cumulative	Details
1 – 30 June 2023	0	0	N/A

Statistical Summary of Environmental Prosecution

Reporting Period	Environmental Prosecution Statistics		
	Frequency	Cumulative	Details
1 – 30 June 2023	0	0	N/A



# Appendix P

## Monitoring Schedule of the Coming Month

Impact Monitoring Schedule for YMTW						
Jul-23						
Sun	Mon	Tue	Wed	Thu	Fri	Sat
						1
2	3	4 Impact Air monitoring for W-A6 &W-A1 Noise monitoring for W-N1A, W-P11,W-N18 & W-N25A	5	6	7	8
9	10 Impact Air monitoring for W-A6 &W-A1 Noise monitoring for W-N1A, W-P11,W-N18 & W-N25A	11	12	13	14	15 Impact Air monitoring for W-A6 &W-A1 Noise monitoring for W-N1A, W-P11,W-N18 & W-N25A
16	17	18	19	20	21 Impact Air monitoring for W-A6 &W-A1 Noise monitoring for W-N1A, W-P11,W-N18 & W-N25A	22
23	24	25	26	27 Impact Air monitoring for W-A6 &W-A1 Noise monitoring for W-N1A, W-P11,W-N18 & W-N25A	28	29
30	31					

**Central Kowloon Route  
Buildings, Electrical and  
Mechanical Works  
Contract No. HY/2019/13  
(Yau Ma Tei West Area)**


**Gammon Construction Limited**

**Contract No. HY/2019/13**  
**Central Kowloon Route – Buildings,  
Electrical and Mechanical Works**

**Monthly EM&A Report No. 33**  
**(June 2023)**

Version 1.0

Date of Report: 11 July 2023

Certified By	 _____ (Environmental Team Leader: Ms. Betty Choi)
--------------	--

REMARKS:

The information supplied and contained within this report is, to the best of our knowledge, correct at the time of printing.

CINOTECH accepts no responsibility for changes made to this report by third parties

**CINOTECH CONSULTANTS LTD**  
Room 1710, Technology Park,  
18 On Lai Street,  
Shatin, NT, Hong Kong  
Tel: (852) 2151 2083 Fax: (852) 3107 1388  
Email: info@cinotech.com.hk

## Environmental Permit No. EP-457/2013/D

### Central Kowloon Route

### Independent Environmental Checker Verification

Works Contract:	Buildings, Electrical and Mechanical Works (HY/2019/13)
-----------------	---


#### Reference Document/Plan

Document/Plan to be Certified/ Verified:	Monthly EM&A Report No.33
Date of Report:	7 July 2023 (Version 1.0)
Date received by IEC:	7 July 2023

#### Reference EP Condition

Environmental Permit Condition:	3.4
Submission of Monthly EM&A Report of the Project	
3.4 Four hard copies and one electronic copy of monthly EM&A Report shall be submitted to the Director within 2 weeks after the end of each reporting month throughout the entire construction period. The EM&A Reports shall include a summary of all non-compliance. The submissions shall be certified by the ET Leader and verified by the IEC as complying with the requirements as set out in the EM&A Manual before submission to the Director. Additional copies of the submission shall be provided to the Director upon request by the Director.	

#### IEC Verification

I hereby verify that the above referenced <del>document</del> /plan complies with the above referenced condition of EP-457/2013/D.	
	
Ms Mandy To	Date: 11 July 2023
Independent Environmental Checker	

Our ref: 0436942\_IEC Verification Cert\_BEM\_Monthly EM&A Rpt No.33\_20230711.docx

## TABLE OF CONTENTS

Page

<b>EXECUTIVE SUMMARY .....</b>	<b>1</b>
<b>1 INTRODUCTION.....</b>	<b>3</b>
Background .....	3
Purpose of the Report.....	3
Project Organizations.....	3
Construction Activities undertaken during the Reporting Month .....	4
Summary of EM&A Requirements .....	4
Statuses of Environmental Licensing and Permitting .....	5
<b>2 AIR QUALITY.....</b>	<b>6</b>
Monitoring Requirements .....	6
Observations .....	6
<b>3 NOISE.....</b>	<b>6</b>
Monitoring Requirements .....	6
Observations .....	6
<b>4 WASTE MANAGEMENT.....</b>	<b>7</b>
Monitoring Requirements .....	7
Results and Observations.....	7
<b>5 LANDSCAPE AND VISUAL.....</b>	<b>8</b>
Monitoring Requirements .....	8
Results and Observations.....	8
<b>6 ENVIRONMENTAL AUDIT.....</b>	<b>9</b>
Site Audits.....	9
Implementation Status of Environmental Mitigation Measures .....	9
Implementation Status of Event and Action Plans .....	9
Summary of Complaint, Warning, Notification of any Summons and Successful Prosecution.....	10
Status of Required Submission under Environmental Permit.....	10
<b>7 FUTURE KEY ISSUES.....</b>	<b>11</b>
<b>8 CONCLUSIONS AND RECOMMENDATIONS.....</b>	<b>12</b>
Conclusions.....	12

## **LIST OF TABLES**

Table I	Summary of Complaint/Summons/Prosecution in the Reporting Month
Table 1.1	Key Project Contacts
Table 1.2	Summary of Environmental Licensing and Permit Status
Table 4.1	Quantities of Waste Generated from the Project
Table 6.1	Observations and Recommendations of Site Inspections
Table 6.2	Status of Required Submission under Environmental Permit

## **LIST OF FIGURES**

Figure 1.1	Site Layout Plan
Figure 1.2	Project Organisation for Environmental Monitoring and Audit

## **LIST OF APPENDICES**

Appendix A	Construction Programme
Appendix B	Summary of Waste Generation and Disposal Records
Appendix C	Environmental Mitigation Implementation Schedule (EMIS)
Appendix D	Summaries of Environmental Complaint, Warning, Summon and Notification of Successful Prosecution

## EXECUTIVE SUMMARY

### Introduction

1. This is the 33<sup>rd</sup> Monthly Environmental Monitoring and Audit (EM&A) Report prepared by the Environmental Team (ET), Cinotech Consultants Ltd., for Contract No. HY/2019/13 “Central Kowloon Route – Buildings, Electrical and Mechanical Works”. This report summarized the monitoring results and audit findings of the EM&A programme under the issued EP No. EP-457/2013/D, and in accordance with the EM&A programme in Yau Ma Tei West Area during the reporting period from 1<sup>st</sup> June 2023 – 30<sup>th</sup> June 2023.
2. The major site activities undertaken in Yau Ma Tei Area in the reporting month included:
  - Excavation & sub-structure works.

### Environmental Monitoring Works

3. Environmental monitoring for the Project was performed in accordance with the EM&A Manual and the monitoring results were checked and reviewed. Joint weekly site inspections with the representative of ET, Engineer Representative and the Contractor were conducted on 6, 13, 20 & 27 June 2023, whereas joint site inspection with the representative of IEC was conducted on 20 June 2023. The implementation of the environmental mitigation measures, Event and Action Plans and environmental complaint handling procedures were also checked.
4. A summary of the non-compliance (exceedance) during the reporting month (June 2023) and the investigation results and/or follow-up actions is provided below:

#### Air Quality Monitoring

- No Action/Limit Level exceedance for 1-hour TSP was recorded.
- No Action/Limit Level exceedance for 24-hour TSP was recorded.

#### Construction Noise Monitoring

- No Action/Limit Level exceedance for day time construction noise monitoring was recorded in the reporting month.

#### Landscape and Visual Monitoring

- No non-conformity for landscape and visual was recorded.



**Complaint Handling, Prosecution and Public Engagement**

5. Summary of complaint/summons/prosecution in the reporting month is tabulated in **Table I**.

**Table I Summary of Complaint/Summons/Prosecution in the Reporting Month**

Event	Event Details		Follow-up/ Remedial Actions	Status/ Remarks
	Number	Brief Description		
Complaints Received	0	-	-	-
Notification of Summons and Prosecutions Received	0	-	-	-

**Reporting Changes**

6. There were no reporting changes during the reporting month.

**Future Key Issues**

7. The key works or activities will be anticipated in the coming two months are as follows:
- Excavation & sub-structure works.
  - Super-structure works.
  - ABWF works.

## 1 INTRODUCTION

### Background

- 1.1 Central Kowloon Route (CKR) is a 4.7km long dual 3-lane trunk road across Central Kowloon linking Yau Ma Tei Interchange in West Kowloon and the road network at Kai Tak Development and Kowloon Bay in East Kowloon. The underground tunnel section will be about 3.9km long. In particular, an underground tunnel of about 370m long in Kowloon Bay to the north of To Kwa Wan Typhoon Shelter will be constructed.
- 1.2 The Environmental Impact Assessment Report for Central Kowloon Route – Design and Construction (Register No.: AEIAR-171/2013) was approved under the Environmental Impact Assessment Ordinance (EIAO) on 11 July 2013. An Environmental Permit (EP No.: EP-457/2013) was issued on 9 August 2013. Variations of Environmental Permit (VEP) was subsequently applied and an EP (EP No. EP-457/2013/C) was issued on 16 January 2017. The latest EP (EP No. EP-457/2013/D) was issued by Environmental Protection Department (EPD) on 15 June 2021.
- 1.3 The construction of the CKR had been divided into different sections. This Contract No. HY/2019/13 – Central Kowloon Route – Buildings, Electrical and Mechanical Works (“The Project”) will include the architectural, civil and structural construction works of Yau Ma Tei Ventilation Building (YVB), Ho Man Tin Ventilation Building (HVB), Kai Tak Ventilation Building (KVB) and Central Kowloon Route Administration Building (ADB) for the CKR. The landscaping and electrical and mechanical (E&M) works within the building sites will be involved as well.
- 1.4 Cinotech Consultants Limited was assigned as the Environmental Team (ET) to undertake the EM&A works for the Project. The construction of this Contract was commenced on 12th October 2020.

### Purpose of the Report

- 1.5 This is the 33<sup>rd</sup> Monthly EM&A Report which summarises the impact monitoring results and audit findings for the EM&A programme in Yau Ma Tei West Area during the reporting period from 1<sup>st</sup> June 2023 – 30<sup>th</sup> June 2023. The Yau Ma Tei West Area site layout plan for the Project is shown in **Figure 1.1**.

### Project Organizations

- 1.6 Different Parties with different levels of involvement in the project organization include:
  - Project Proponent – Highways Department (HyD)
  - Engineer Representative (ER) – Arup – Mott MacDonald Joint Venture (AMMJV)
  - Environmental Team (ET) – Cinotech Consultants Limited (Cinotech)
  - Independent Environmental Checker (IEC) – Environmental Resources Management - Hong Kong Limited (ERM)
  - Contractor – Gammon Construction Limited (GCL)

1.7 The key contacts of the Project are shown in **Table 1.1**.

**Table 1.1 Key Project Contacts**

<b>Party</b>	<b>Role</b>	<b>Contact Person</b>	<b>Phone No.</b>
AMMJV	Engineer Representative	Mr. Dennis Yu	3695 0419
Cinotech	Environmental Team	Ms. Betty Choi	2151 2072
ERM	Independent Environmental Checker	Ms. Mandy To	2271 3113
GCL	Contractor	Mr. Harry Lam	9353 6141

1.8 The Organizational Structure for Environmental Management is shown in **Figure 1.2**.

### **Construction Activities undertaken during the Reporting Month**

1.9 The construction programme is presented in **Appendix A**.

1.10 The major site activities undertaken in the reporting month included:

- Excavation & sub-structure works.

### **Summary of EM&A Requirements**

1.11 The EM&A programme requires air quality monitoring, landscape and visual monitoring and environmental site audit. The EM&A requirements for each parameter are described in the following sections, including:

- Environmental requirements and mitigation measures, as recommended in the EM&A Manual under the EP.

1.12 The advice on the implementation status of environmental protection and pollution control/mitigation measures is summarized in Section 6 of this report.

**Statues of Environmental Licensing and Permitting**

1.13 All permits/licenses obtained for the Project are summarized in **Table 1.2**.

**Table 1.2 Summary of Environmental Licensing and Permit Status**

Permit / License No.	Valid Period		Status
	From	To	
<b>Environmental Permit (EP)</b>			
EP-457/2013/D	15 Jun 2021	N/A	Valid
<b>Notification of Construction Works under Air Pollution Control Ordinance (APCO)</b>			
457325	19 Jun 2020	End of Project	Valid
<b>Billing Account for Construction Waste Disposal</b>			
7037679	26 Jun 2020	N/A	Valid
<b>Registration of Chemical Waste Producer – YVB</b>			
5117-253-G2347-55	25 Aug 2020	N/A	Valid
<b>Wastewater Discharge Licence - YMT</b>			
WT00036898-2020	25 Nov 2020	30 Nov 2025	Valid
<b>Construction Noise Permit (YVB Site - General Works [Grouting, Piling])</b>			
GW-RE0344-23	5 Apr 2023	4 Oct 2023	Valid

## 2 AIR Quality

### Monitoring Requirements

- 2.1 As all of the air quality (1-hour TSP and 24-hour TSP) monitoring works in Yau Ma Tei West Area are currently covered under the Contract No. HY/2014/20 (Central Kowloon Route - Yau Ma Tei West), the corresponding monitoring parameters, equipment, methodology, results and established Action and Limit Levels could be referred to Section 3 of the EM&A report for Contract No. HY/2014/20 during this reporting month.

### Observations

- 2.2 No Action/Limit Level exceedance was recorded for all 1-hour TSP and 24-hour TSP monitoring in the reporting month.
- 2.3 Site audits were carried out on a weekly basis to monitor and audit the timely implementation of air quality mitigation measures within the site boundaries of this Project. The summary of site audits is shown in **Table 6.1** of this report.

## 3 NOISE

### Monitoring Requirements

- 3.1 As all of the construction noise monitoring works in Yau Ma Tei West Area are currently covered under the Contract No. HY/2014/20 (Central Kowloon Route - Yau Ma Tei West), the corresponding monitoring parameters, equipment, methodology, results and established Action and Limit Levels could be referred to Section 3 of the EM&A report for Contract No. HY/2014/20 during this reporting month.

### Observations

- 3.2 No Action/Limit Level exceedance was recorded for all construction noise monitoring in the reporting month.
- 3.3 Site audits were carried out on a weekly basis to monitor and audit the timely implementation of construction noise mitigation measures within the site boundaries of this Project. The summary of site audits is shown in **Table 6.1** of this report.

## 4 WASTE MANAGEMENT

### Monitoring Requirements

- 4.1 Waste generated from this Project includes inert construction and demolition (C&D) materials and non-inert C&D materials. Inert C&D waste includes soil, broken rock, broken concrete and building debris, while non-inert C&D materials are made up of C&D waste which cannot be reused or recycled and has to be disposed of at the designated landfill sites.

### Results and Observations

- 4.2 The quantities of different types of waste generated in the reporting month are summarised in **Table 4.1**. Details of the amount of wastes generated by the major site activities of this Project during the reporting month is shown in **Appendix B**.

**Table 4.1 Quantities of Waste Generated from the Project**

Reporting Period	Quantity						
	Inert C&D Materials		Non-inert C&D Materials				
	Total Quantity Generated (in '000m <sup>3</sup> )	Disposed as Public Fill (in '000m <sup>3</sup> )	Others, e.g. general refuse (in '000m <sup>3</sup> )	Metals (in '000kg)	Paper/cardboard Packaging (in '000kg)	Plastics (in '000kg)	Chemical waste (in '000kg)
June 2023	0	0	0.214	0	0	0	0

- 4.3 Site audits were carried out on a weekly basis to monitor and audit to ensure that proper storage, transportation and disposal practices of waste materials generated during construction activities, such as construction and demolition (C&D) materials and general refuse are being implemented. The summary of site audits is shown in **Table 6.1** of this report. The implementation status of the waste/chemical management measures in the reporting period are summarized in **Appendix C**.

## 5 LANDSCAPE AND VISUAL

### Monitoring Requirements

- 5.1 According to the EM&A Manual, site audits would be undertaken during the construction phase of the Project to check that the proposed landscape and visual mitigation measures are properly implemented and maintained as per their intended objectives. Site inspections of the implementation of landscape and visual mitigation measures would be undertaken at least once every two weeks during the construction period.

### Results and Observations

- 5.2 Bi-weekly inspection of the implementation of landscape and visual mitigation measures within the site boundaries of this Project was conducted on 13 & 27 June 2023. The implementation status of the landscape and visual mitigation measures in the reporting period are summarized in **Appendix C**. The summary of observations and recommendations made for landscape and visual mitigation measures during site audits are shown in **Table 6.1** of this report.
- 5.3 No non-compliance of the landscape and visual impact was recorded in the reporting month.

## 6 ENVIRONMENTAL AUDIT

### Site Audits

- 6.1 Site audits were carried out on a weekly basis to monitor the timely implementation of proper environmental management practices and mitigation measures in the Project site.
- 6.2 Site audits were conducted on 6, 13, 20 & 27 June 2023 in the reporting month. Joint site inspection with the representative of IEC was conducted on 20 June 2023. No non-compliance was observed during the site audit.

### Implementation Status of Environmental Mitigation Measures

- 6.3 According to Environmental Permit, the approved EIA Report (Register No.: AEIAR-171/2013), and the EM&A Manual of the Project, the mitigation measures detailed in the documents are recommended to be implemented during the construction phase. An Environmental Mitigation Implementation Schedule (EMIS) is provided in **Appendix C**.
- 6.4 The ET weekly site inspections were carried out during the reporting month and the observations and follow-up actions in Yau Ma Tei West Area are summarized in **Table 6.1**.

**Table 6.1 Observations and Recommendations of Site Inspections**

Parameters	Date	Observations	Follow-up Actions
<i>Water Quality</i>	20 Jun 2023	Ponding water has been found.	Ponding water has been removed.
<i>Air Quality</i>	N/A	No environmental deficiency was identified in the reporting period.	N/A
<i>Noise</i>	N/A	No environmental deficiency was identified in the reporting period.	N/A
<i>Waste / Chemical Management</i>	N/A	No environmental deficiency was identified in the reporting period.	N/A
<i>Land Contamination</i>	N/A	No environmental deficiency was identified in the reporting period.	N/A
<i>Landscape and Visual</i>	N/A	No environmental deficiency was identified in the reporting period.	N/A
<i>Permits /Licences</i>	N/A	No environmental deficiency was identified in the reporting period.	N/A

### Implementation Status of Event and Action Plans

- 6.5 The Event and Action Plans for air quality and construction noise could be referred to Appendices D and E of the EM&A report in Contract No. HY/2014/20 respectively.



Air Quality Monitoring

- No Action/Limit Level exceedance for 1-hour TSP was recorded.
- No Action/Limit Level exceedance for 24-hour TSP was recorded.

Construction Noise Monitoring

- No documented complaint on construction noise was received; no Action Level exceedance for day time construction noise monitoring was recorded.
- No Limit Level exceedance for day time construction noise monitoring was recorded in the reporting month.

Landscape and Visual Monitoring

- No non-conformity for landscape and visual was recorded.

**Summary of Complaint, Warning, Notification of any Summons and Successful Prosecution**

- 6.6 No environmental complaints, warning, notifications of summons and successful prosecutions were received in the reporting month. The summary of environmental complaint, warning, summon and notification of successful prosecution for the Project is presented in **Appendix D**.

**Status of Required Submission under Environmental Permit**

- 6.7 Status of required submission under EP-457/2013/D during the reporting period are summarized in **Table 6.2**.

**Table 6.2 Status of Required Submission under Environmental Permit**

<b>EP Condition (EP-457/2013/D)</b>	<b>Submission</b>	<b>Submission Date</b>
Condition 3.4	Monthly EM&A Report (May 2023)	16 June 2023

## **7 FUTURE KEY ISSUES**

### 7.1 Major site activities undertaken for the coming two months include:

- Excavation & sub-structure works.
- Super-structure works.
- ABWF works.

### 7.2 Key environmental issues in the coming two months include:

- Stockpile accumulation on-site;
- Water spraying for dust generating activities and on haul road;
- Wastewater and runoff discharge from site;
- Coverage of open manholes to avoid dirty runoff to drainage system;
- Noise from operation of the equipment, especially for excavation works and machinery onsite;
- Accumulation of general refuse and construction waste on-site;
- Proper storage of construction materials on-site; and
- Storage of chemicals/fuel and chemical waste/waste oil on-site.

## 8 CONCLUSIONS AND RECOMMENDATIONS

### Conclusions

- 8.1 This is the 33<sup>rd</sup> Monthly EM&A Report which presents the EM&A works undertaken in Yau Ma Tei West Area during the reporting month from 1<sup>st</sup> June 2023 – 30<sup>th</sup> June 2023 in accordance with the EM&A Manual and the requirements under the EP.

#### Air Quality Monitoring

- 8.2 No Action/Limit Level exceedance was recorded for all 1-hour and 24-hour TSP monitoring in the reporting month.

#### Construction Noise Monitoring

- 8.3 No Action/Limit Level exceedance was recorded for all noise monitoring in the reporting month.

#### Landscape and visual

- 8.4 No non-compliance was recorded in the reporting month.

#### Site Audit

- 8.5 4 ET joint weekly environmental site inspections were conducted in the reporting month. Joint weekly site inspections with the representative of ET, Engineer Representative and the Contractor were conducted on 6, 13, 20 & 27 June 2023, whereas joint site inspection with the representative of IEC was conducted on 20 June 2023. All environmental deficiencies observed during site inspections were rectified by the Contractor.

#### Complaint, Notification of Summons and Successful Prosecution

- 8.6 No environmental complaints, notifications of summons and successful prosecutions were received in the reporting month.

---

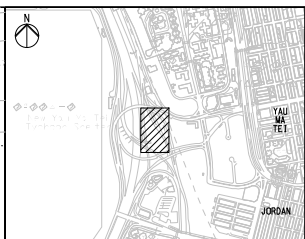
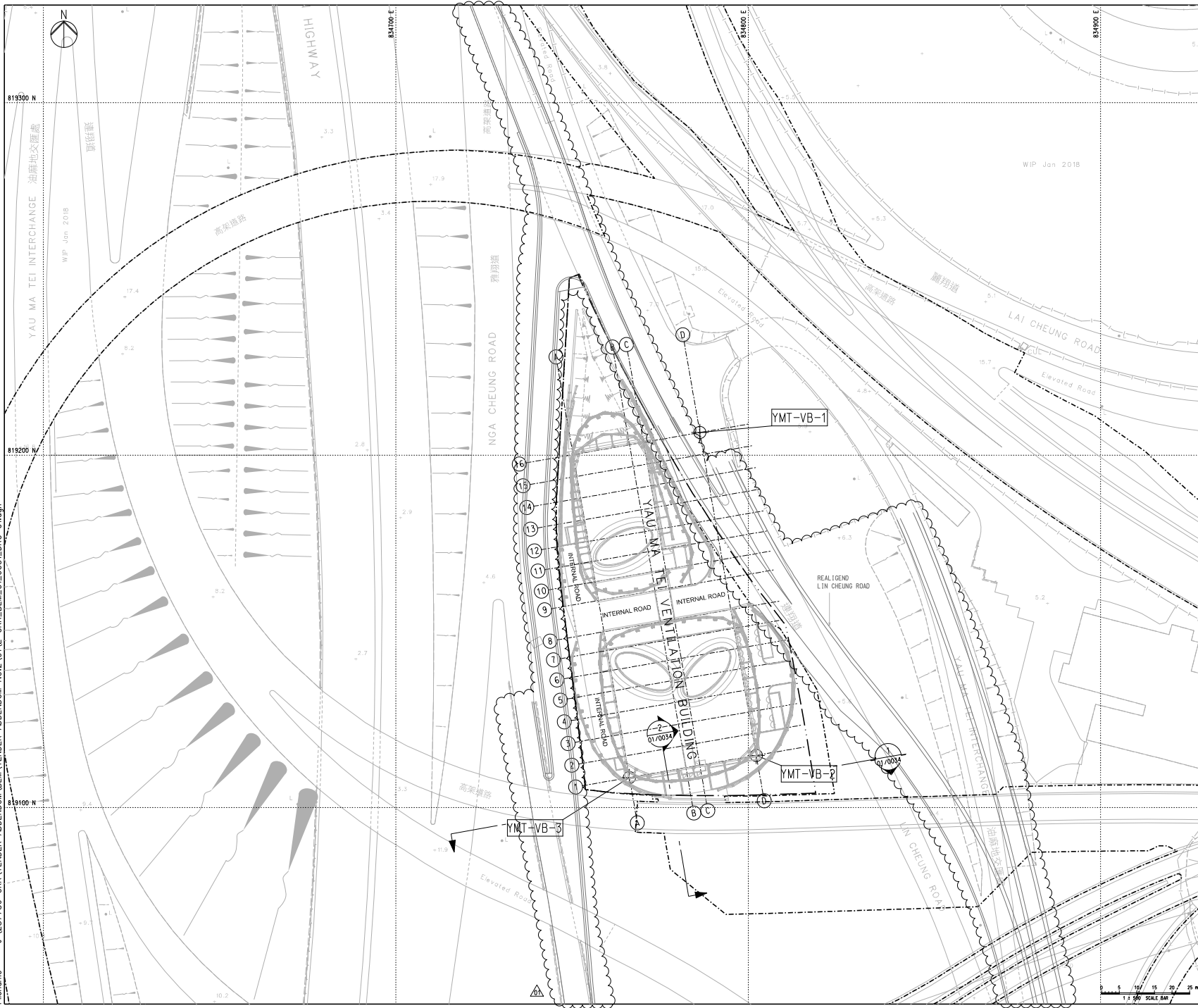
---

## FIGURES

---

---

Printed by : 11/28/2019  
 Filename : J:\287786-CR\TENDER ADDENDUM\BEAM TENDER ADDENDUM NO.2\01A-E-CR-BEM\_01\_0031\_DRG-01.dgn



KEY PLAN

NOTES:  
 1. FOR NOTES AND LEGEND, REFER TO DRAWING NO. CR/BEM/01/0011.

LEGEND:  
 - - - - - BOUNDARIES OF THE SITE  
 - - - - - BUILDING SITE BOUNDARY

SETTING OUT TABLE

SETTING OUT POINT	EASTING	NORTHING
YMT-VB-1	834786.297	819206.422
YMT-VB-2	834802.292	819114.808
YMT-VB-3	834766.286	819108.522

01	TENDER ADDENDUM NO. 2	ML	11/19
00	ISSUE FOR TENDER	AL	09/19

Rev. Description By Date

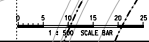
**ARUP MOTT MACDONALD**  
 Arup-Mott MacDonald Joint Venture

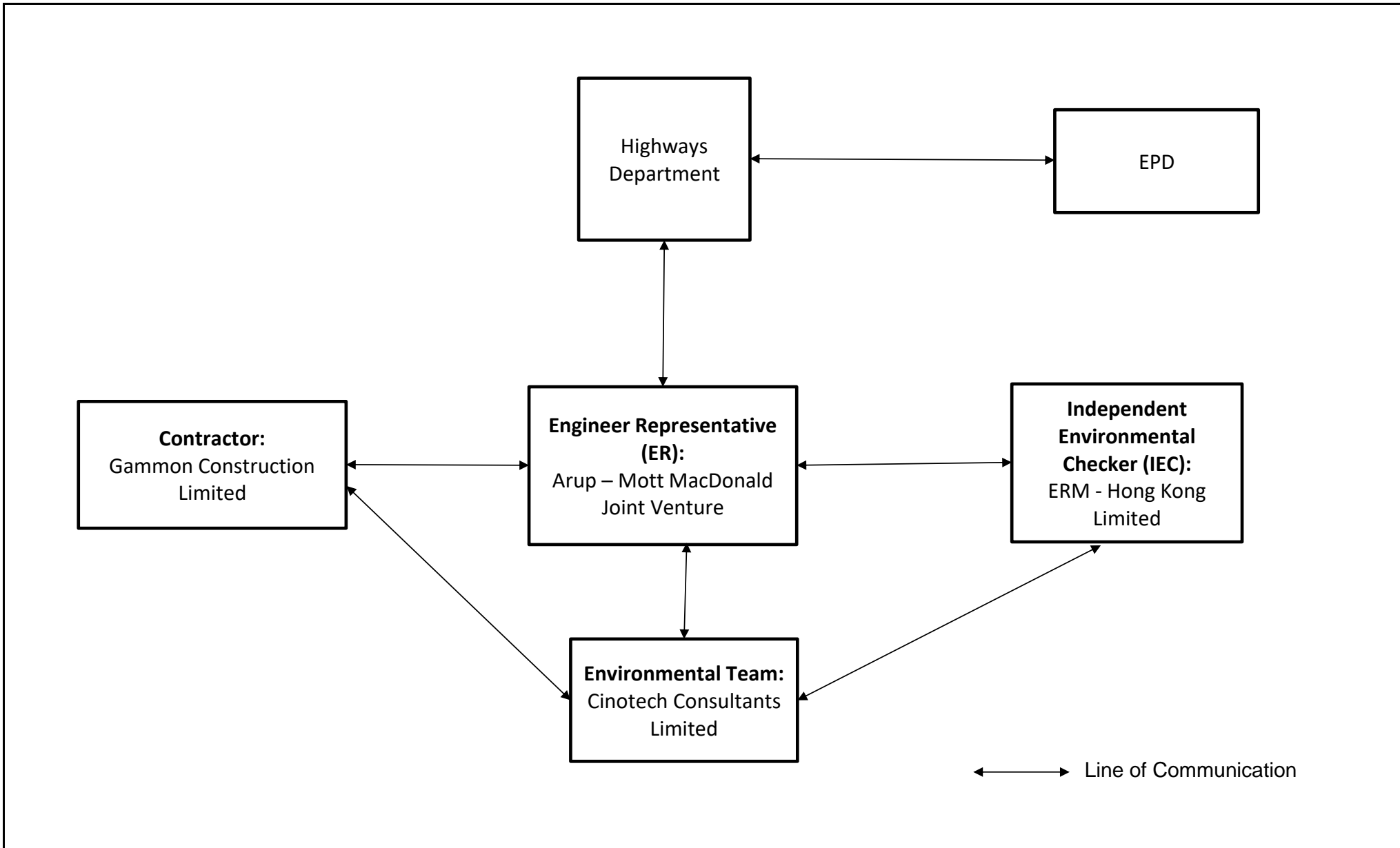
Project title  
 Contract No. HY/2019/13  
 Central Kowloon Route - Buildings, Electrical and Mechanical

Drawing title  
**GENERAL LAYOUT PLAN  
 YAU MA TEI VENTILATION BUILDING**

Drawing no. 圖號	1.1	Rev. 修訂	01
Drawn By 繪圖	ML	Checked By 校核	JC
Scale 比例	1:500 @ A1	Status 狀態	TENDER

路政署  
**HIGHWAYS DEPARTMENT**  
 主要工程管理局  
 MAJOR WORKS PROJECT MANAGEMENT OFFICE





Contract No. HY/2019/13  
 Central Kowloon Route – Buildings, Electrical and Mechanical Works  
**Project Organisation For Environmental Monitoring and Audit**

<b>SCALE</b>	N.T.S.	<b>DATE</b>	Nov 2020
<b>CHECK</b>	BC	<b>DRAWN</b>	EH
<b>JOB NO.</b>	MA20024	<b>FIGURE NO.</b>	1.2

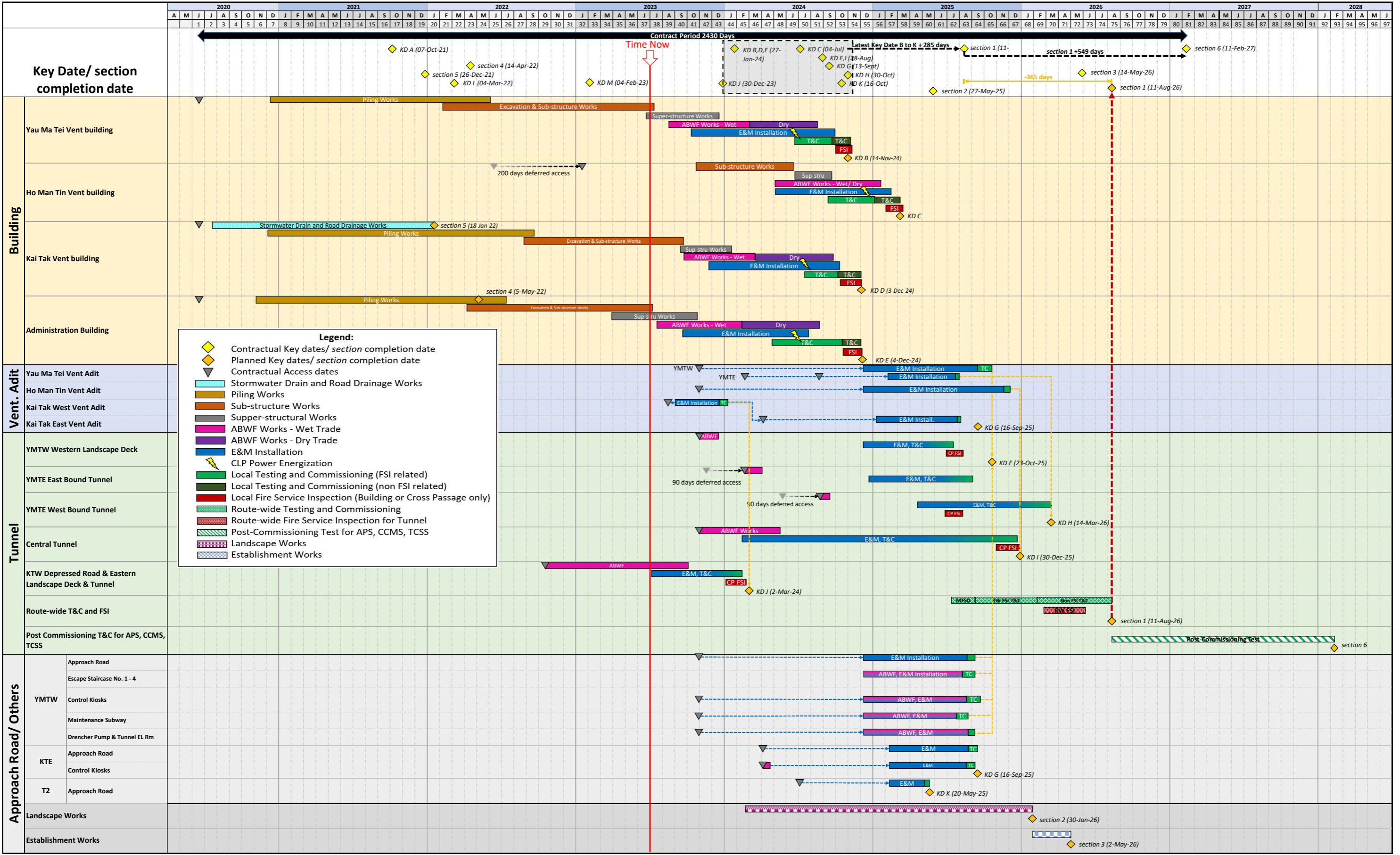
---

---

**APPENDIX A**  
**CONSTRUCTION PROGRAMME**

---

---





---

---

**APPENDIX B  
SUMMARY OF WASTE GENERATION  
AND DISPOSAL RECORDS**

---

---

## Monthly Summary Waste Flow Table

[PS Clauses 25.24(11)S & 25.34(16)(a)]

Annex 4 to Appendix C

Name of Department: HyD

Contract No.: HY/2019/13

Central Kowloon Route - Buildings, Electrical and Mechanical Works

Yau Ma Tei Site Area

### Monthly Summary Waste Flow Table for 2023 (year)

Month	Actual Quantities of Inert C&D Materials Generated Monthly						Actual Quantities of C&D Waste Generated Monthly					
	Total Quantity Generated	Hard Rock and Large Broken Concrete (see Note 5)	Reused in the Contract (see Note 5)	Reused in other Projects (see Note 5)	Disposed as Public Fill (see Note 5)	Imported Fill (see Note 5)	Metals	Paper / cardboard packaging	Plastics (see Note 3)	Chemical Waste (see Note 5)	Marine Sediment (see Note 7)	Others, e.g. general refuse (see Note 5)
	(in '000m3)	(in '000m3)	(in '000m3)	(in '000m3)	(in '000m3)	(in '000m3)	(in '000kg)	(in '000kg)	(in '000kg)	(in '000kg)	(in '000m3)	(in '000m3)
Jan	0.000	0.000	0.000	0.000	0.000	0.000	0.000	0.000	0.000	0.000	0.000	0.076
Feb	0.000	0.000	0.000	0.000	0.000	0.000	0.000	0.000	0.000	0.000	0.000	0.169
Mar	2.292	0.000	0.000	0.000	2.292	0.000	0.000	0.000	0.000	0.000	0.000	0.127
Apr	0.000	0.000	0.000	0.000	0.000	0.000	0.000	0.000	0.000	0.000	0.000	0.174
May	0.000	0.000	0.000	0.000	0.000	0.000	0.000	0.000	0.000	0.000	0.000	0.225
Jun	0.000	0.000	0.000	0.000	0.000	0.000	0.000	0.000	0.000	0.000	0.000	0.214
<b>Sub-Total</b>	<b>2.292</b>	<b>0.000</b>	<b>0.000</b>	<b>0.000</b>	<b>2.292</b>	<b>0.000</b>	<b>0.000</b>	<b>0.000</b>	<b>0.000</b>	<b>0.000</b>	<b>0.000</b>	<b>0.984</b>
Jul												
Aug												
Sep												
Oct												
Nov												
Dec												
<b>Total (2023)</b>	<b>2.292</b>	<b>0.000</b>	<b>0.000</b>	<b>0.000</b>	<b>2.292</b>	<b>0.000</b>	<b>0.000</b>	<b>0.000</b>	<b>0.000</b>	<b>0.000</b>	<b>0.000</b>	<b>0.984</b>
<b>Total (whole)</b>	<b>86.840</b>	<b>0.000</b>	<b>0.000</b>	<b>57.554</b>	<b>29.287</b>	<b>0.000</b>	<b>0.000</b>	<b>0.000</b>	<b>0.000</b>	<b>0.000</b>	<b>0.000</b>	<b>1.436</b>

- Note:
- (1) The performance targets are given in PS Clause 25.24
  - (2) The waste flow table shall also include C&D materials that are specified in the Contract to be imported for use at the Sites.
  - (3) Plastics refer to plastic bottles/containers, plastic sheets/foam from packaging materials, and water barriers
  - (4)
 

The summary table shall be submitted to the Project Manager monthly together with the Waste Flow Table for review and monitoring in accordance with the PS Clause 25.24
  - (5) Density values and Bulk Factors adopted:
 

Hard Rock and Large Broken Concrete:	2.4 T/m3 (in-situ)	Bulk Factor: 1.25
Soil / Fill:	2.0 T/m3 (in-situ)	Bulk Factor: 1.1
Marine Sediment:	1.7 T/m3 (in-situ)	Bulk Factor: 1.3
General Refuse:	400 kg/m3	
Chemical Waste (mainly used lubricant):	900 kg/m3	
Tree Trunk / Tree Stump:	850 kg/m3 (in-situ)	Bulk Factor: 1.1
  - (6) The reported and forecast volume figures are in "bulk" volume, with Bulk Factor applied as per Note (5)
  - (7) This figure refers to marine sediment disposed via dumping at sea. Treated Sediment for Reuse on-site will be categorized into "Reused in the Contract"

---

---

**APPENDIX C  
ENVIRONMENTAL MITIGATION  
IMPLEMENTATION SCHEDULE (EMIS)**

---

---

EIA Ref.	EM&A Ref.	Recommended Mitigation Measures	Objectives of the Recommended Measures & Main Concern to Address	Implementation Agent	Location / Timing	Implementation Stage	Requirements and/or standards to be achieved	Implementation Status
<b>Construction Dust Impact</b>								
S4.3.10	D1	The contractor shall follow the procedures and requirements given in the Air Pollution Control (Construction Dust) Regulation	Minimize dust impact at the nearby sensitive receivers	Contractor	All construction sites	Construction stage	- APCO - To control the dust impact to meet HKAQO and TM-EIA criteria	^
S4.3.10	D2	Mitigation measures in form of regular watering under a good site practice should be adopted. Watering once per hour on exposed worksites and haul road should be conducted to achieve dust removal efficiencies of 91.7%. While the above watering frequencies are to be followed, the extent of watering may vary depending on actual site conditions but should be sufficient to maintain an equivalent intensity of no less than 1.3 L/m <sup>2</sup> to achieve the dust removal efficiency.	Minimize dust impact at the nearby sensitive receivers	Contractor	All construction sites	Construction stage	- APCO - To control the dust impact to meet HKAQO and TM-EIA criteria	^
S4.3.10	D3	Proper watering at exposed spoil should be undertaken throughout the construction phase.	Minimize dust impact at the nearby sensitive receivers	Contractor	All construction sites	Construction stage	- APCO - To control the dust impact to meet HKAQO and TM-EIA criteria	^
		Any excavated or stockpile of dusty material should be covered entirely by impervious sheeting or sprayed with water to maintain the entire surface wet and then removed or backfilled or reinstated where practicable within 24 hours of the excavation or unloading.						^
		Any dusty materials remaining after a stockpile is removed should be wetted with water and cleared from the surface of roads.						^
		A stockpile of dusty material should not be extended beyond the pedestrian barriers, fencing or traffic cones.						^
		The load of dusty materials on a vehicle leaving a construction site should be covered entirely by impervious sheeting to ensure that the dusty materials do not leak from the vehicle.						^
		Where practicable, vehicle washing facilities with high pressure water jet should be provided at every discernible or designated vehicle exit point. The area where vehicle washing takes place and the road section between the washing facilities and the exit point should be paved with concrete, bituminous materials or hardcores.						^

EIA Ref.	EM&A Ref.	Recommended Mitigation Measures	Objectives of the Recommended Measures & Main Concern to Address	Implementation Agent	Location / Timing	Implementation Stage	Requirements and/or standards to be achieved	Implementation Status
		When there are open excavation and reinstatement works, hoarding of not less than 2.4m high should be provided and properly maintained as far as practicable along the site boundary with provision for public crossing. Good site practice shall also be adopted by the Contractor to ensure the conditions of the hoardings are properly maintained throughout the construction period.						^
		The portion of any road leading only to construction site that is within 30m of a vehicle entrance or exit should be kept clear of dusty materials.						^
		Surfaces where any pneumatic or power-driven drilling, cutting, polishing or other mechanical breaking operation takes place should be sprayed with water or a dust suppression chemical continuously.						^
		Any area that involves demolition activities should be sprayed with water or a dust suppression chemical immediately prior to, during and immediately after the activities so as to maintain the entire surface wet						^
		Where a scaffolding is erected around the perimeter of a building under construction, effective dust screens, sheeting or netting should be provided to enclose the scaffolding from the ground floor level of the building, or a canopy should be provided from the first floor level up to the highest level of the scaffolding.						N/A
		Any skip hoist for material transport should be totally enclosed by impervious sheeting.						N/A
		Every stock of more than 20 bags of cement or dry-pulverised fuel ash (PFA) should be covered entirely by impervious sheeting or placed in an area sheltered on the top and the 3 sides						^
		Cement or dry PFA delivered in bulk should be stored in a closed silo fitted with an audible high level alarm which is interlocked with the material filling line and no overfilling is allowed.						N/A
		Loading, unloading, transfer, handling or storage of bulk cement or dry PFA should be carried out in a totally enclosed system or facility, and any vent or exhaust should be fitted with an effective fabric filter or equivalent air pollution control system.						N/A

EIA Ref.	EM&A Ref.	Recommended Mitigation Measures	Objectives of the Recommended Measures & Main Concern to Address	Implementation Agent	Location / Timing	Implementation Stage	Requirements and/ or standards to be achieved	Implementation Status
		Exposed earth should be properly treated by compaction, turfing, hydroseeding, vegetation planting or sealing with latex, vinyl, bitumen, shotcrete or other suitable surface stabilizer within six months after the last construction activity on the construction site or part of the construction site where the exposed earth lies.						N/A
S4.3.10	D6	Implement regular dust monitoring under EM&A programme during the construction stage.	Monitoring of dust impact	Contractor	Selected rep. dust monitoring station	Construction stage	- TM-EIA	^
<b>Construction Noise (Airborne)</b>								
S5.4.1	N1	Only well-maintained plant should be operated on-site and plant should be serviced regularly during the construction programme.	Control construction airborne noise	Contractor	All construction sites	Construction stage	- Annex 5, TM-EIAO	^
		Machines and plant (such as trucks, cranes) that may be in intermittent use should be shut down between work periods or should be throttled down to a minimum.						^
		Plant known to emit noise strongly in one direction, where possible, be orientated so that the noise is directed away from nearby NSRs.						^
		Silencers or mufflers on construction equipment should be properly fitted and maintained during the construction works.						^
		Mobile plant should be sited as far away from NSRs as possible and practicable.						^
		Material stockpiles, mobile container site office and other structures should be effectively utilized, where practicable, to screen noise from on-site construction activities.						N/A
S5.4.1	N2	Install temporary hoarding located on the site boundaries between noisy construction activities and NSRs. The conditions of hoardings shall be properly maintained throughout the construction period.	Reduce the construction noise levels at low-level zone of NSRs through partial screening	Contractor	All construction sites	Construction stage	- Annex 5, TM-EIAO	^

EIA Ref.	EM&A Ref.	Recommended Mitigation Measures	Objectives of the Recommended Measures & Main Concern to Address	Implementation Agent	Location / Timing	Implementation Stage	Requirements and/or standards to be achieved	Implementation Status
S5.4.1	N3	Install movable noise barriers (typical design is wooden framed barrier with a small-cantilevered on a skid footing with 25mm thick internal sound absorptive lining), acoustic mat or full enclosure, screen the noisy plants including air compressors, generators and handheld breakers, etc.	Screen the noisy plant items to be used at all construction sites	Contractor	All construction sites where practicable	Construction stage	- Annex 5, TM-EIAO	N/A
S5.4.1	N4	Use 'Quiet plants'	Reduce the noise levels of plant items	Contractor	All construction sites where practicable	Construction stage	- Annex 5, TM-EIAO	^
S5.4.1	N5	Loading/ unloading activities should be carried out inside the full enclosure of mucking out points.	Reduce the noise levels of loading/ unloading activities	Contractor	Mucking out locations	Construction stage	- Annex 5, TM-EIAO	^
S5.4.1	N6	Sequencing operation of construction plants where practicable.	Operate sequentially within the same work site to reduce the construction airborne noise	Contractor	All construction sites where practicable	Construction stage	- Annex 5, TM-EIAO	^
S5.4.1	N7	Implement a noise monitoring programme under EM&A programme.	Monitor the construction noise levels at the selected representative locations	Contractor	Selected rep. noise monitoring station	Construction stage	- TM-EIAO	^
<b>Water Quality (Construction Phase)</b>								
S6.9.1.1	W1	<u>Construction Runoff</u> At the start of site establishment, perimeter cut-off drains to direct off-site water around the site should be constructed with internal drainage works and erosion and sedimentation control facilities implemented. Channels (both temporary and permanent drainage pipes and culverts), earth bunds or sand bag barriers should be provided on site to direct stormwater to silt removal facilities. The design of the temporary on-site drainage system will be undertaken by the contractor prior to the commencement of construction.	To minimize water quality impact from the construction site runoff and general construction activities	Contractor	All construction sites where practicable	Construction stage	- Water Pollution Control Ordinance - ProPECC PN 1/94 - TM-EIAO - TM-DSS	^

EIA Ref.	EM&A Ref.	Recommended Mitigation Measures	Objectives of the Recommended Measures & Main Concern to Address	Implementation Agent	Location / Timing	Implementation Stage	Requirements and/ or standards to be achieved	Implementation Status
		<p>The dikes or embankments for flood protection should be implemented around the boundaries of earthwork areas. Temporary ditches should be provided to facilitate the runoff discharge into an appropriate watercourse, through a silt/ sediment trap. The sediment/ silt traps should be incorporated in the permanent drainage channels to enhance deposition rates.</p>						^
		<p>The design of efficient silt removal facilities should be based on the guidelines in Appendix A1 of ProPECC PN 1/94, which states that the retention time for silt/ sand traps should be 5 minutes under maximum flow conditions. Sizes may vary depending upon the flow rate, but for a flow rate of 0.1 m<sup>3</sup>/s a sedimentation basin of 30 m<sup>3</sup> would be required and for a flow rate of 0.5 m<sup>3</sup>/s the basin would be 150 m<sup>3</sup>. The detailed design of the sand/ silt traps shall be undertaken by the contractor prior to the commencement of construction.</p>						^
		<p>All exposed earth areas should be completed and vegetated as soon as possible after earthworks have been completed, or alternatively, within 14 days of the cessation of earthworks where practicable. Exposed slope surfaces should be covered by tarpaulin or other means.</p>						N/A
		<p>The overall slope of the site should be kept to a minimum to reduce the erosive potential of surface water flows, and all traffic areas and access roads protected by coarse stone ballast. An additional advantage accruing from the use of crushed stone is the positive traction gained during prolonged periods of inclement weather and the reduction of surface sheet flows.</p>						N/A
		<p>All drainage facilities and erosion and sediment control structures should be regularly inspected and maintained to ensure proper and efficient operation at all times and particularly following rainstorms. Deposited silt and grit should be removed regularly and disposed of by spreading evenly over stable, vegetated areas.</p>						*
		<p>Measures should be taken to minimize the ingress of site drainage into excavations. If the excavation of trenches in wet periods is necessary, they should be dug and backfilled in short sections wherever practicable. Water pumped out from trenches or foundation excavations should be discharged into storm drains via silt removal facilities.</p>						^



EIA Ref.	EM&A Ref.	Recommended Mitigation Measures	Objectives of the Recommended Measures & Main Concern to Address	Implementation Agent	Location / Timing	Implementation Stage	Requirements and/or standards to be achieved	Implementation Status
		Open stockpiles of construction materials (for example, aggregates, sand and fill material) of more than 50m <sup>3</sup> should be covered with tarpaulin or similar fabric during rainstorms. Measures should be taken to prevent the washing away of construction materials, soil, silt or debris into any drainage system.						^
		Manholes should always be adequately covered and temporarily sealed so as to prevent silt, construction materials or debris being washed into the drainage system and storm runoff being directed into foul sewers.						^
		Precautions be taken at any time of year when rainstorms are likely, actions to be taken when a rainstorm is imminent or forecasted, and actions to be taken during or after rainstorms are summarized in Appendix A2 of ProPECC PN 1/94. Particular attention should be paid to the control of silty surface runoff during storm events, especially for areas located near steep slopes.						^
		All vehicles and plant should be cleaned before leaving a construction site to ensure no earth, mud, debris and the like is deposited by them on roads. An adequately designed and site wheel washing facilities should be provided at every construction site exit where practicable. Wash-water should have sand and silt settled out and removed at least on a weekly basis to ensure the continued efficiency of the process. The section of access road leading to, and exiting from, the wheel wash bay to the public road should be paved with sufficient backfall toward the wheel wash bay to prevent vehicle tracking of soil and silty water to public roads and drains.						^
		Oil interceptors should be provided in the drainage system downstream of any oil/ fuel pollution sources. The oil interceptors should be emptied and cleaned regularly to prevent the release of oil and grease into the storm water drainage system after accidental spillage. A bypass should be provided for the oil interceptors to prevent flushing during heavy rain.						^
		Construction solid waste, debris and rubbish on site should be collected, handled and disposed of properly to avoid water quality impacts.						^

EIA Ref.	EM&A Ref.	Recommended Mitigation Measures	Objectives of the Recommended Measures & Main Concern to Address	Implementation Agent	Location / Timing	Implementation Stage	Requirements and/or standards to be achieved	Implementation Status
		All fuel tanks and storage areas should be provided with locks and sited on sealed areas, within bunds of a capacity equal to 110% of the storage capacity of the largest tank to prevent spilled fuel oils from reaching water sensitive receivers nearby.						^
		Adopt best management practices.						^
		All earth works should be conducted sequentially to limit the amount of construction runoff generated from exposed areas during the wet season (April to September) as far as practicable.						^
S6.9.1.2	W2	<u>Tunneling Works and Underground Works</u> Cut-&-cover tunneling work should be conducted sequentially to limit the amount of construction runoff generated from exposed areas during the wet season (April to September) as far as practicable.	To minimize construction water quality impact from tunneling works	Contractor	All tunneling portion	Construction stage	- Water Pollution Control Ordinance - ProPECC PN 1/94 - TM-EIAO - TM-DSS	N/A
		Uncontaminated discharge should pass through sedimentation tanks prior to off-site discharge.						^
		The wastewater with a high concentration of SS should be treated (e.g. by sedimentation tanks with sufficient retention time) before discharge. Oil interceptors would also be required to remove the oil, lubricants and grease from the wastewater.						N/A
		Direct discharge of the bentonite slurry (as a result of D-wall) is not allowed. It should be reconditioned and reused wherever practicable. Temporary storage locations (typically a properly closed warehouse) should be provided on site for any unused bentonite that needs to be transported away after all the related construction activities area completed. The requirements in ProPECC PN 1/94 should be adhered to in the handling and disposal of bentonite slurries.						N/A

EIA Ref.	EM&A Ref.	Recommended Mitigation Measures	Objectives of the Recommended Measures & Main Concern to Address	Implementation Agent	Location / Timing	Implementation Stage	Requirements and/or standards to be achieved	Implementation Status
S6.9.1.3	W3	<u>Sewage Effluent</u> Portable chemical toilets and sewage holding tanks are recommended for handling the construction sewage generated by the workforce. A licensed contractor should be employed to provide appropriate and adequate portable toilets and be responsible for appropriate disposal and maintenance.	To minimize water quality from sewage effluent	Contractor	All construction sites where practicable	Construction stage	- Water Pollution Control Ordinance - TM-DSS	^
S6.9.1.5	W4	<u>Groundwater from Potential Contaminated Area:</u> No direct discharge of groundwater from contaminated areas should be adopted.	To minimize groundwater quality impact from contaminated area	Contractor	Excavation areas where contamination is found	Construction stage	- Water Pollution Control Ordinance - TM-EIAO - TM-DSS	^
		A discharge license under the WPCO through the Regional Office of EPD for groundwater discharge should be applied. Prior to the excavation works within these potentially contaminated areas, the groundwater quality should be reviewed during the process of discharge license application. The compliance to the Technical Memorandum on Standards for Effluents Discharged into Drainage on Sewerage Systems, Inland and Coastal Waters (TM-DSS) and the existence of prohibited substance should be confirmed. If the review results indicated that the groundwater to be generated from the excavation works would be contaminated, the contaminated groundwater should be either properly treated in compliance with the requirements of the TM-DSS or properly recharged into the ground.						^

EIA Ref.	EM&A Ref.	Recommended Mitigation Measures	Objectives of the Recommended Measures & Main Concern to Address	Implementation Agent	Location / Timing	Implementation Stage	Requirements and/or standards to be achieved	Implementation Status
		<p>If wastewater treatment is deployed, the wastewater treatment unit shall deploy suitable treatment process (e.g. oil interceptor / activated carbon) to reduce the pollution level to an acceptable standard and remove any prohibited substances (e.g. TPH) to undetectable range. All treated effluent from wastewater treatment plant shall meet the requirements as stated in TM-DSS and should be discharged into the foul sewers.</p>						^
		<p>If groundwater recharging wells are deployed, recharging wells should be installed as appropriate for recharging the contaminated groundwater back into the ground. The recharging wells should be selected at places where the groundwater quality will not be affected by the recharge operation as indicated in the Section 2.3 of TM-DSS. The baseline groundwater quality shall be determined prior to the selection of the recharge wells, and submit a working plan (including the laboratory analytical results showing the quality of groundwater at the proposed recharge location(s) as well as the pollutant levels of groundwater to be recharged) to EPD for agreement. Pollution levels of groundwater to be recharged shall not be higher than pollutant levels of ambient groundwater at the recharge well. Prior to recharge, any prohibited substances such as TPH products should be removed as necessary by installing the petrol interceptor.</p>						N/A
S6.9.1.6	W6	<p><u>Accidental Spillage</u> All the tanks, containers, storage area should be banded and the locations should be locked as far as possible from the sensitive watercourse and stormwater drains.</p>	To minimize water quality impact from accidental spillage	Contractor	All construction site where practicable	Construction stage	<ul style="list-style-type: none"> <li>- Water Pollution Control Ordinance</li> <li>- ProPECC PN 1/94</li> <li>- TM-EIAO</li> <li>- TM-DSS</li> </ul>	^
		<p>The Contractor should register as a chemical waste producer if chemical wastes would be generated. Storage of chemical waste arising from the construction activities should be stored with suitable labels and warnings.</p>						^
		<p>Disposal of chemical wastes should be conducted in compliance with the requirements as stated in the Waste Disposal (Chemical Waste) (General) Regulation.</p>						^

EIA Ref.	EM&A Ref.	Recommended Mitigation Measures	Objectives of the Recommended Measures & Main Concern to Address	Implementation Agent	Location / Timing	Implementation Stage	Requirements and/or standards to be achieved	Implementation Status
<b>Waste Management (Construction Waste)</b>								
S7.4.1	WM1	<p><u>On-site sorting of C&amp;D material</u>                      Geological assessment should be carried out by competent persons on site during excavation to identify materials which are not suitable to use as aggregate in structural concrete (e.g. volcanic rock, Aplite dyke rock, etc.). Volcanic rock and Aplite dyke rock should be separated at the source sites as far as practicable and stored at designated stockpile area preventing them from delivering to crushing facilities. The crushing plant operator should also be reminded to set up measures to prevent unsuitable rock from ending up at concrete batching plants and be turned into concrete for structural use. Details regarding control measures at source site and crushing facilities should be submitted by the Contractor for the Engineer to review and agree. In addition, site records should also be kept for the types of rock materials excavated and the traceability of delivery will be ensured with the implementation of Trip Ticket System and enforced by site supervisory staff as stipulated under DEVB TC(W) No. 6/2010 for tracking of the correct delivery to the rock crushing facilities for processing into aggregates. Alternative disposal option for the reuse of volcanic rock and Aplite Dyke rock, etc. should be explored.</p>	Separation of unsuitable rock from ending up at concrete batching plants and be turned into concrete for structural use	Contractor	All construction sites	Construction stage	· DEVB (W) No. 6/2010	^
S7.5.1	WM2	<p><u>Construction and Demolition Material</u>                      Maintain temporary stockpiles and reuse excavated fill material for backfilling and reinstatement.</p>	Good site practice to minimize the waste generation and recycle the C&D materials as far as practicable so as to reduce the amount for final disposal	Contractor	All construction sites	Construction stage	· Land (Miscellaneous Provisions) Ordinance · Waste Disposal Ordinance · ETWB TCW No. 19/2005	^
		Carry out on-site sorting.						^
		Make provisions in the Contract documents to allow and promote the use of recycled aggregates where appropriate						^
		Adopt 'selective demolition' technique to demolish the existing structures and facilities with a view to recovering broken concrete effectively for recycling purpose, where possible.						N/A
		Implement a trip-ticket system for each works contract to ensure that the disposal of C&D materials are properly documented and verified.						^
		Implement an enhanced Waste Management Plan similar to ETWBTC (Works) No. 19/2005 – "Environmental Management on Construction Sites" to encourage on-site sorting of C&D materials and to minimize their generation during the course of construction.						^

EIA Ref.	EM&A Ref.	Recommended Mitigation Measures	Objectives of the Recommended Measures & Main Concern to Address	Implementation Agent	Location / Timing	Implementation Stage	Requirements and/or standards to be achieved	Implementation Status
S7.5.1	WM3	<p><u>C&amp;D Waste</u> Standard formwork or pre-fabrication should be used as far as practicable in order to minimize the arising of C&amp;D materials. The use of more durable formwork or plastic facing for the construction works should be considered. Use of wooden hoardings should not be used, as in other projects. Metal hoarding should be used to enhance the possibility of recycling. The purchasing of construction materials will be carefully planned in order to avoid over ordering and wastage.</p>	<p>Good site practice to minimize the waste generation and recycle the C&amp;D materials as far as practicable so as to reduce the amount for final disposal</p>	Contractor	All construction sites	Construction stage	<ul style="list-style-type: none"> <li>· Land (Miscellaneous Provisions) Ordinance</li> <li>· Waste Disposal Ordinance</li> <li>· ETWB TCW No. 19/2005</li> </ul>	^
		<p>The Contractor should recycle as much of the C&amp;D materials as possible on-site. Public fill and C&amp;D waste should be segregated and stored in different containers or skips to enhance reuse or recycling of materials and their proper disposal. Where practicable, concrete and masonry can be crushed and used as fill. Steel reinforcement bar can be used by scrap steel mills. Different areas of the sites should be considered for such segregation and storage.</p>						N/A
S7.5.1	WM4	<p><u>Excavated Contaminated Soils</u> Details of the mitigation measures on handling of the contaminated soil shall be referred to Section on Land Contamination below.</p>	<p>The contaminated soil will be excavated for on-site reuse</p>	Contractor	PBH4	<p>Prior to commencement of construction works within the contaminated</p>	<ul style="list-style-type: none"> <li>· Practice Guide (PG) for Investigation and Remediation of Contaminated Land</li> <li>· GN/GM for land contamination</li> </ul>	^
S7.5.1	WM5	<p><u>Land-based and Marine-based Sediment</u> All construction plant and equipment shall be designed and maintained to minimize the risk of silt, sediments, contaminants or other pollutants being released into the water column or deposited in the locations other than designated location.</p>	<p>To control pollution due to marine sediment</p>	Contractor	Along CKR alignment	Construction stage	<ul style="list-style-type: none"> <li>· ETWB TCW No. 34/2002</li> </ul>	^
		<p>All vessels shall be sized such that adequate draft is maintained between vessels and the sea bed at all states of the tide to ensure that undue turbidity is not generated by turbulence from vessel movement or propeller wash.</p>						N/A

EIA Ref.	EM&A Ref.	Recommended Mitigation Measures	Objectives of the Recommended Measures & Main Concern to Address	Implementation Agent	Location / Timing	Implementation Stage	Requirements and/or standards to be achieved	Implementation Status
		Before moving the vessels which are used for transporting dredged material, excess material shall be cleaned from the decks and exposed fittings of vessels and the excess materials shall never be dumped into the sea except at the approved locations.						N/A
		Adequate freeboard shall be maintained on barges to ensure that decks are not washed by wave action.						N/A
		The Contractors shall monitor all vessels transporting material to ensure that no dumping outside the approved location takes place. The Contractor shall keep and produce logs and other records to demonstrate compliance and that journeys are consistent with designated locations and copies of such records shall be submitted to the engineers.						N/A
		The Contractors shall comply with the conditions in the dumping licence.						^
		All bottom dumping vessels (Hopper barges) shall be fitted with tight fittings seals to their bottom openings to prevent leakage of material.						N/A
		The material shall be placed into the disposal pit by bottom dumping.						N/A
		Contaminated marine mud shall be transported by spit barge of not less than 750m <sup>3</sup> capacity and capable of rapid opening and discharge at the disposal site.						N/A
		Discharge shall be undertaken rapidly and the hoppers shall be closed immediately. Material adhering to the sides of the hopper shall not be washed out of the hopper and the hopper shall remain closed until the barge returns to the disposal site.						N/A
		For Type 3 special disposal treatment, sealing of contaminant with geosynthetic containment before dropping designated mud pit would be a possible arrangement. A geosynthetic containment method is a method whereby the sediments are sealed in geosynthetic containers and, the containers would be dropped into the designated contaminated mud pit where they would be covered by further mud disposal and later by the mud pit capping at the disposal site, thereby fulfilling the requirements for fully confined mud disposal.						N/A

EIA Ref.	EM&A Ref.	Recommended Mitigation Measures	Objectives of the Recommended Measures & Main Concern to Address	Implementation Agent	Location / Timing	Implementation Stage	Requirements and/or standards to be achieved	Implementation Status
S7.5.1	WM6	<u>Chemical Waste</u> Chemical waste that is produced, as defined by Schedule 1 of the Waste Disposal (Chemical Waste) (General) Regulation, should be handled in accordance with the Code of Practice on the Packaging, Labelling and Storage of Chemical Wastes.	Control the chemical waste and ensure proper storage, handling and disposal	Contractor	All construction sites	Construction stage	· Waste Disposal (Chemical Waste) (General) Regulation · Code of Practice on the Packaging, Labelling and Storage of Chemical Waste	^
		Containers used for the storage of chemical wastes should be suitable for the substance they are holding, resistant to corrosion, maintained in a good condition, and securely closed, have a capacity of less than 450 L unless the specification has been approved by EPD, and display a label in English and Chinese in accordance with instructions prescribed in Schedule 2 of the regulation.						^
		The storage area for chemical wastes should be clearly labelled and used solely for the storage of chemical waste, enclosed on at least 3 sides, have an impermeable floor and bunding of sufficient capacity to accommodate 110% of the volume of the largest container or 20% of the total volume of waste stored in that area, whichever is the greatest, have adequate ventilation, covered to prevent rainfall entering, and arranged so that incompatible materials are adequately separated.						^
		Disposal of chemical waste should be via a licensed waste collector, be to a facility licensed to receive chemical waste, such as the Chemical Waste Treatment Centre which also offers a chemical waste collection service and can supply the necessary storage containers, or be to a reuser of the waste, under approval from EPD.						^
S7.5.1	WM7	<u>General Refuse</u> General refuse generated on-site should be stored in enclosed bins or compaction units separately from construction and chemical wastes.	Minimize production of the general refuse and avoid odour, pest and litter impacts	Contractor	All construction sites	Construction stage	· Waste Disposal Ordinance	^
		A reputable waste collector should be employed by the Contractor to remove general refuse from the site, separately from construction and chemical wastes, on a daily basis to minimize odour, pest and litter impacts. Burning of refuse on construction sites is prohibited by law.						^
		Aluminum cans are often recovered from the waste stream by individual collectors if they are segregated and made easily accessible. Separate labelled bins for their deposit should be provided if feasible.						^



EIA Ref.	EM&A Ref.	Recommended Mitigation Measures	Objectives of the Recommended Measures & Main Concern to Address	Implementation Agent	Location / Timing	Implementation Stage	Requirements and/or standards to be achieved	Implementation Status
		Office wastes can be reduced through the recycling of paper if volumes are large enough to warrant collection. Participation in a local collection scheme should be considered by the Contractor.						^
<b>Land Contamination</b>								
S8.9 & Appendix 8.4	LC2	Excavation of the Contaminated Soil Prior to commencement of the excavation works at the contamination zone, the zone should be clearly marked out on site and the surface levels recorded. Excavation of contaminated material should be undertaken using dedicated earth-moving plant.	The contaminated soil will be excavated for on-site reuse	Contractor	PBH4	Prior to commencement of construction works within the contaminated area	Practice Guide (PG) for Investigation and Remediation of Contaminated Land - Guidance Notes for Contaminated Land Assessment and Remediation Guidance Manual for Use of Risk-Based Remediation Goals (RBRGs) for Contaminated Land Management	N/A
		The excavated contaminated soils would be stockpiled at designated area on site and covered by sheet to prevent dispersion of contamination during stockpiling.						N/A
		The Contractor should pay attention to the selection of suitable groundwater lowering schemes and discharge points if the groundwater table is higher than the contaminated soils during excavation. The Contractor should also obtain a valid Water Pollution Control Ordinance (WPCO) discharge licence from EPD where applicable.						N/A
<b>Hazard to Life</b>								
S9.18	H8	The driver and his assistant should be physically healthy, experienced and have good safe driving records. The driver should hold a proper driving licence for the approved transport truck. Dedicated training programme and regular road safety briefing sessions/ workshops should be provided to enhance their safe driving attitude and practice. Smoking should be strictly prohibited.	To reduce the risk during explosives transport	Contractor	Works areas at which explosives would be used	Construction stage	/	^
S9.18	H9	Emergency response plans in case of road accident should be prepared and implemented. The driver and his assistant should be familiar with the emergency procedures including evacuation, and proper communication/ fire-fighting equipment should be provided to the driver and his assistant.	To reduce the risk during explosives transport	Contractor	Works areas at which explosives would be used	Construction stage	/	^

EIA Ref.	EM&A Ref.	Recommended Mitigation Measures	Objectives of the Recommended Measures & Main Concern to Address	Implementation Agent	Location / Timing	Implementation Stage	Requirements and/or standards to be achieved	Implementation Status
<b>Landscape and Visual</b>								
S10.10.1 Table 10.11	LV3	<u>Good Site Management</u> Large temporary stockpiles of excavated material shall be covered with unobtrusive sheeting to prevent dust and dirt spreading to adjacent landscape areas and vegetation, and to create a neat and tidy visual appearance.	Minimize visual impact	Contractor	Within Project site	Construction Phase	/	^
		Construction plant and building material shall be orderly and carefully stored in order to create a neat and tidy visual appearance.						^
S10.10.1 Table 10.11	LV4	<u>Screen Hoarding</u> Decorative screen hoarding should be erected to screen the public from the construction area. It should be designed to be compatible with the existing urban context.	Minimize visual impact	Contractor	Within Project site	Construction Phase	/	^
S10.10.1 Table 10.11	LV5	<u>Lighting Control during Construction</u> All lighting in the construction site shall be carefully controlled to minimize light pollution and night-time glare to nearby residences and GIC. The Contractor shall consider other security measures, which shall minimize the visual impacts.	Minimize visual impact	Contractor	Within Project site	Construction Phase	/	^
S10.10.1 Table 10.11	LV6	<u>Erosion Control</u> The potential for soil erosion shall be reduced by minimizing the extent of vegetation disturbance on site and by providing a protective cover over newly exposed soil.	Minimize landscape impact	Contractor	Within Project site	Construction Phase	/	^

EIA Ref.	EM&A Ref.	Recommended Mitigation Measures	Objectives of the Recommended Measures & Main Concern to Address	Implementation Agent	Location / Timing	Implementation Stage	Requirements and/or standards to be achieved	Implementation Status
S10.10.1 Table 10.11	LV7	<u>Tree Protection &amp; Preservation</u> Carefully protected during construction. Tree protection measures will be detailed at the Tree Removal Application stage and plans submitted to the relevant Government Department for approval in due course in accordance with ETWB TC no. 3/2006.	Minimize landscape and visual impact	Contractor	Within Project site	Construction Phase	· Guidelines for Tree Risk Management and Assessment Arrangement on an Area Basis and on a Tree Basis', Greening, Landscape and Tree Management (GLTM) Section, DEVB · Latest recommended horticultural practices from GLTM Section, DEVB	N/A
S10.10.1 Table 10.11	LV8	<u>Tree Transplantation</u> For trees unavoidably affected by the Project that have to be removed, where practical transplantation will be chosen as the top priority method of removal. If this is not possible or practical compensatory planting will be provided for trees unavoidably felled (See LV10). For trees unavoidably affected by the Project works that are transplanted, transplantation must be carried out in accordance with ETWB TCW 2/2004 and 3/2006.	Minimize landscape and visual impact	Contractor	Within Project site and designated off-site locations	Prior to Construction Phase	· ETWB TCW 3/2006 · Latest recommended horticultural practices from Greening, Landscape and Tree Management (GLTM) Section, DEVB · ETWB TCW 2/2004	N/A
S10.10.1 Table 10.11	LV9	<u>Compensatory Planting</u> For trees unavoidably affected by the Project that have to be removed, where practical transportation will be chosen as the top priority method of removal but if this is not possible or practical compensatory planting will be provided for trees unavoidably felled. All felled trees shall be compensated for by planting trees to the satisfaction of relevant Government projects. Required numbers and locations of compensatory trees shall be determined and agreed separately with Government during the Tree Felling Application process under ETWBTC 3/2006.	Minimize visual impact and also enhance landscape	Contractor	Within Project site	Construction Phase	· ETWB TCW 3/2006 · Latest recommended horticultural practices from Greening, Landscape and Tree Management (GLTM) Section, DEVB · ETWB TCW 2/2004	N/A

EIA Ref.	EM&A Ref.	Recommended Mitigation Measures	Objectives of the Recommended Measures & Main Concern to Address	Implementation Agent	Location / Timing	Implementation Stage	Requirements and/or standards to be achieved	Implementation Status
S10.10.1 Table 10.11	LV10	<u>Screen Planting</u> Tall screen/buffer trees, shrubs and climbers should be planted, in so far as is possible, to soften and screen proposed structures such as roads and central strip, vertical edges and buildings and to enhance streetscape greening effect where appropriate. Indiscriminate use of trees for screening must be avoided and the principle of 'right tree for the right place' must be followed. This detail will be provided at the Detailed Design stage. This measure may additionally form part of the compensatory planting and will improve and create a pleasant pedestrian environment.	Minimize visual impact and also enhance landscape	Contractor	Within Project site	Construction Phase	· Guidelines on Greening of Noise Barriers, issued April 2012, GLTMS, DevB · ETWB TCW 2/2004	N/A
S10.10.1 Table 10.11	LV11	<u>Green Roof</u> Roof greening will be established on ventilation and administration buildings to reduce exposure to untreated concrete surfaces and particularly mitigate visual impact to VSRs at high levels.	Minimize landscape and visual impact	Contractor	Within Project site	Construction Phase	/	N/A
S10.10.1 Table 10.11	LV12	<u>Reinstatement</u> All works areas, excavated areas and disturbed areas for tunnel construction and temporary road diversion or any other proposed works shall be reinstated to former conditions or better, with reasonable landscape treatment and to the satisfaction of the relevant Government departments. (Specific mitigation for disturbance to public open space is detailed separately under LV14)	Minimize landscape impact	Contractor	Within Project site	Construction Phase	/	N/A
S10.10.1 Table 10.11	LV13	<u>Reprovisioning of Public Open Space</u> All areas of public open space affected by the Project will be reprovisioned either at the same location following the completion of temporary works, or at a separate site, as agreed with relevant Government departments. Open space should be re-provisioned in an enhanced manner.	Minimize landscape impact	Contractor	Within Project site	Construction Phase	Open space should be re-provided in an enhanced manner.	N/A
<b>Cultural Heritage Impact (Construction Phase)</b>								
S11.4.4	CH1	The contractor should be alerted during the construction on the possibility of locating archaeological remains and as a precautionary measure, AMO shall be informed immediately in case of discovery of antiquities or supposed antiquities in the subject sites.	To preserve any cultural heritage items which may be removed and damaged by the excavation	Contractor	During construction works for cut and cover tunnels	During the Construction Phase	· AMOs requirements	N/A

EIA Ref.	EM&A Ref.	Recommended Mitigation Measures	Objectives of the Recommended Measures & Main Concern to Address	Implementation Agent	Location / Timing	Implementation Stage	Requirements and/ or standards to be achieved	Implementation Status
<b>EM&amp;A Project</b>								
S13.2	EM1	An Independent Environmental Checker needs to be employed as per the EM&A Manual	Control EM&A Performance	Highways Department	All construction sites	Construction stage	· EIAO Guidance Note No. 4/2010 · TM-EIAO	^
S13.2-13.4	EM2	An Environmental Team needs to be employed as per the EM&A Manual.	Perform environmental monitoring & auditing	Highways Department/ Contractor	All construction sites	Construction stage	· EIAO Guidance Note No. 4/2010 · TM-EIAO	^
		Prepare a systematic Environmental Management Plan to ensure effective implementation of the mitigation measures;						^
		An environmental impact monitoring needs to be implemented by the Environmental Team to ensure all the requirements given in the EM&A Manual are fully complied with.						^

Remarks: EM&A Programme under EP-457/2013/D	
^	Compliance of mitigation measure;
N/A	Not applicable at this stage;
N/A(1)	Not observed;
*	Recommendation was made during site audit but improved/rectified by the contractor;
#	Recommendation was made during site audit but not yet improved/rectified by the contractor;
X	Non-compliance of mitigation measure;
●	Non-compliance but rectified by the contractor.

---

---

**APPENDIX D  
SUMMARIES OF ENVIRONMENTAL  
COMPLAINT, WARNING, SUMMON  
AND NOTIFICATION OF SUCCESSFUL  
PROSECUTION**

---

---

**Contract No. HY/2019/13**  
**Central Kowloon Route – Buildings, Electrical and Mechanical Works**

**Appendix D – Summary of Environmental Complaint, Warning, Summon and Notification of Successful Prosecution**

**Reporting Month:** June 2023

<b>Log Ref.</b>	<b>Location</b>	<b>Received Date</b>	<b>Details of Complaint/ warning/ summon and prosecution</b>	<b>Investigation/ Mitigation Action</b>	<b>Status</b>
N/A	N/A	N/A	N/A	N/A	N/A

**Remarks:** No environmental complaint, warning/summon and prosecution was received in the reporting period.